

**TOWN OF MOUNTAIN VILLAGE
TOWN COUNCIL REGULAR MEETING
THURSDAY AUGUST 16, 2018, 8:30 AM
2nd FLOOR CONFERENCE ROOM, MOUNTAIN VILLAGE TOWN HALL
455 MOUNTAIN VILLAGE BLVD, MOUNTAIN VILLAGE, COLORADO
AGENDA**

	Time	Min	Presenter	Type	
1.	8:30				Call to Order
2.	8:30	60	Reed/Mahoney	Legal	Executive Session for the Purpose of Receiving Legal Advice Pursuant to C.R.S. 24-6-402(b), and for the Purpose of Negotiations Pursuant to C.R.S. 24-6-402(4)e
3.	9:30	5			Break
4.	9:35	5			Public Comment on Non-Agenda Items
5.	9:40	5	Johnston	Action	Consideration of Approval of Minutes of the July 19, 2018 Regular Town Council Meeting P. 3
6.	9:45	5	Reich	Action	Consideration of a Proclamation Declaring the Month of September Suicide Prevention Awareness Month P. 7
7.	9:50	5	Kennefick	Action	Council Boards and Commission Appointments: a. One Regular Seat on the Telluride Regional Airport Authority Board P. 8
8.	9:55	20	Maenpa	Informational	TRAA (Telluride Regional Airport Authority) Bi-Annual Report P. 10
9.	10:15	15	Vergari	Informational Action	Finance: a. Presentation of the July 31, 2018 Business & Government Activity Report (BAGAR) P. 11 b. Consideration of the June 30, 2018 Financials P. 13
10.	10:30	15	Martelon	Informational	Quarterly Report from Marketing Telluride, Inc. P. 32
11.	10:45	30	L Benitez Loebe Montgomery	Work Session	Telluride Bluegrass Festival Parking P. 50
12.	11:15	15	Reed	Informational	Discussion on Initiative #108 - Proposed Amendment to the Colorado Constitution – Just Compensation for Reduction in Fair Market Value by Government Law or Regulation P. 56
13.	11:30	20	L. Benitez Montgomery Mahoney	Work Session	Consideration of Acknowledgement of Public Benefits Received by the Town from Telluride Ski & Golf Pursuant to the Comprehensive Plan P. 57
14.	11:50	25	Haynes	Informational	Executive Summary of Data from the Housing Needs Assessment on Village Court Apartments P. 58
	12:15	30			Lunch
15.	12:45	10	Haynes A. Benitez	Informational	Town Hall Subarea Monthly Update
16.	12:55	10	Haynes A. Benitez	Informational	Village Center Subarea Monthly Update
17.	1:05	5	Kjome	Informational	Drought Condition Update
18.	1:10	20	Prohaska	Informational	Green Team Quarterly Report P. 90
19.	1:30	30	Council Members	Informational	Council Boards and Commissions Updates: a. San Miguel Watershed Coalition-Starr b. Colorado Flights Alliance -Jansen

			& Staff		c. Transportation & Parking – MacIntire/Benitez d. Budget & Finance Committee –Caton/Gilbride e. Gondola Committee – Caton/Berry f. Colorado Communities for Climate Action – Berry g. San Miguel Authority for Regional Transportation (SMART)- Benitez/Caton/Binder h. Eco Action Partners – Berry/Binder i. Telluride Historical Museum- Berry j. Telluride Conference Center –MacIntire/Gilbride k. Alliance for Inclusion – Berry l. Green Team Committee- Berry/MacIntire m. Telluride Tourism Board-Jansen n. Community Grant Committee- Benitez/Binder o. Mayor’s Update - Benitez
20.	2:00	10	Kunz Montgomery	Informational	Staff Reports: a. Human Resources P. 91 b. Town Manager P. 97
21.	2:10	5			Other Business
22.	2:15				Adjourn

Please note that times are approximate and subject to change.

jk
08/08/18

Individuals with disabilities needing auxiliary aid(s) may request assistance by contacting Town Hall at 970-369-6406 or email: mvclerk@mtnvillage.org. A minimum advance notice of 48 hours is required so arrangements can be made to locate requested auxiliary aid(s)

Public Comment Policy:

- All public commenters must sign in on the public comment sign in sheet and indicate which item(s) they intend to give public comment on
- Speakers shall wait to be recognized by the Mayor and shall give public comment at the public comment microphone when recognized by the Mayor
- Speakers shall state their full name and affiliation with the Town of Mountain Village if any
- Speakers shall be limited to five minutes with no aggregating of time through the representation of additional people
- Speakers shall refrain from personal attacks and shall keep comments to that of a civil tone
- No presentation of materials through the IT system shall be allowed for non-agendized speakers
- Written materials must be submitted 48 hours prior to the meeting date in order to be included in the meeting packet and of record. Written comment submitted within 48 hours will be accepted, but shall not be included in the packet or be deemed of record

**TOWN OF MOUNTAIN VILLAGE
MINUTES OF THE JUNE 14, 2018
REGULAR TOWN COUNCIL MEETING **DRAFT**
AGENDA ITEM # 5**

The meeting of the Town Council was called to order by Mayor Laila Benitez at 8:31 a.m. on Thursday, July 19, 2018 in the Mountain Village Town Hall, 455 Mountain Village Boulevard, Mountain Village, Colorado.

Attendance:

The following Town Council members were present and acting:

Laila Benitez, Mayor
Dan Caton, Mayor Pro Tem
Bruce MacIntire
Dan Jansen
Patrick Berry (Via Conference Call until 9:52 a.m.)
Natalie Binder
Jack Gilbride

Absent:

Also in attendance were:

Kim Montgomery, Town Manager
Jackie Kennefick, Director of Administration/Town Clerk
Susan Johnston, Deputy Town Clerk
Christina Lambert, Administrative Services Coordinator
David Reed, Town Attorney
Jim Mahoney, Assistant Town Attorney
Chris Broady, Police Chief
Kevin Swain, Finance Director
Julie Vergari, Chief Accountant
Bill Kight, Director of Marketing & Business Development
Zoe Dohnal, Community Engagement Coordinator
Michelle Haynes, Director of Planning & Development Services
Sam Starr, Planner
Finn Kjome, Director of Public Works
Sue Kunz, Director of Human Resources
Steven Lehane, Director of Cable & Broadband Services
Cecilia Curry, Village Court Apartments Manager

Anton Benitez
Richard Child
Tim Johnson
Jonathan Greenspan
Greg Pope
Chris Hawkins
Bill Jensen
Lisa Hemann
Carly Shaw
Cath Jett
Sophie Stuber
Heather Knox
Kim Wheels
Mark Allen
Nick Dillsworth

Executive Session for the Purpose of Receiving Legal Advice Pursuant to C.R.S. 24-6-402(b), and for the Purpose of Negotiations Pursuant to C.R.S. 24-6-402(4)e (2)

On a **MOTION** by Dan Jansen and seconded by Dan Caton, Council voted unanimously to enter into Executive Session for the purpose of receiving legal advice pursuant to C.R.S. 24-6-402(b), and for the purpose of negotiations pursuant to C.R.S. 24-6-402(4)e at 8:32 a.m.

Council returned to regular session at 9:04 a.m.

Council took a break from 9:04 a.m. to 9:10 a.m. **(3)**

Public Comment on Non-Agenda Items (4)

No public comment was received.

Consideration of Approval of Minutes (5)

Deputy Town Clerk Susan Johnston presented.

a. June 11, 2018 Special Town Council Meeting

On a **MOTION** by Jack Gilbride and seconded by Dan Caton, Council voted unanimously to approve the June 11, 2018 Special Town Council meeting minutes as presented.

b. June 14, 2018 Regular Town Council Meeting

On a **MOTION** by Jack Gilbride and seconded by Natalie Binder, Council voted unanimously to approve the June 14, 2018 Regular Town Council meeting minutes as presented.

Council Boards and Commission Appointments: (6)

a. One Regular Seat on the Ethics Commission

Director of Administration/Town Clerk Jackie Kennefick presented. On a **MOTION** by Dan Caton and seconded by Bruce MacIntire, Council voted unanimously to re-appoint Angela Pashayan to the regular seat on the Ethics Commission for a two-year term and thanked Mitchell Portnoy for his willingness to serve.

b. One Resident Community Grant Committee Member

Jackie Kennefick presented. The candidates Jonathan Greenspan and Richard Child introduced themselves and made statements about their interest in serving on the Grant Committee. On a **MOTION** by Bruce MacIntire and seconded by Natalie Binder, Council voted unanimously to appoint Jonathan Greenspan as the resident Community Grant Committee member for a two-year term and thanked Mr. Child for his willingness to serve.

Consideration of a Resolution Approving the Sale of Cassidy Ridge Unit C201 to a Town Employee (7)

Assistant Town Attorney Jim Mahoney presented. Council discussion ensued. On a **MOTION** by Dan Jansen and seconded by Bruce MacIntire, Council voted unanimously to adopt a Resolution approving the sale of Cassidy Ridge Unit C201 to a Town Employee.

Consideration of an Alternative Parking Requirements Application for Lot 161A-1R, 161A-2, 161A-3, 161A-4, 161D-1 and 161D-2 (Collectively the "Ridge Development") Reducing the Required Parking at the Ridge Development Pursuant to Community Development Code Section 17.5.8.A.6 Quasi-Judicial (8)

Director of Planning and Development Services Michelle Haynes presented. Patrick Berry recused himself due to his employment with Telski who is involved in litigation with the Ridge Club. Council discussion ensued. Public comment was received by Chris Hawkins of Alpine Planning and Greg Pope with the Ridge HOA. On a **MOTION** by Dan Caton and seconded by Jack Gilbride, Council voted 6-0 (with Patrick Berry recused) to approve an Alternative Parking Requirements Application for Lot 161A-1R, 161A-2, 161A-3, 161A-4, 161D-1 and 161D-2 (Collectively the "Ridge Development") Reducing the Required Parking at the Ridge Development Pursuant to Community Development Code Section 17.5.8.A.6.

Second Reading, Public Hearing and Council Vote on an Ordinance Approving (1)a Rezone of Lot 151R From Multi-Family to Single-Family (2) Changing Four Condominium Unit Designations to Three Single Family Unit Designations to be Assigned to Each Replatted Lot (Lot 151A, Lot 151B and Lot 151C) per Community Development Code Sections 17.4.9 & 17.4.10 Quasi-Judicial (9)

Planner Sam Starr presented. The Mayor opened the public hearing. There was no public comment. The Mayor closed the public hearing. On a **MOTION** by Bruce MacIntire and seconded by Jack Gilbride, Council voted 6 – 0 (Patrick Berry was attending the meeting by phone and therefore not eligible to vote on Quasi-Judicial matters) to approve the rezone and density transfer application pursuant to CDC Sections 17.4.9 & 17.4.10 to rezone the property from the Multi-Family zone district to the Single-Family zone district, and change the Zoning Designations from four condominium units to three single family units (one per each proposed new lot to Lot 151R-1, Lot 151R-2 and Lot 151R-3) with the resulting 12 person equivalent for the project with the findings in the staff memo and the following conditions:

1. The approval is conditioned upon the Major subdivision plat approval by Town Council.

Finance: (10)

a. Presentation of the June 30, 2018 Business & Government Activity Report (BAGAR)

Director of Finance Kevin Swain presented.

b. Consideration of the May 31, 2018 Financials

Kevin Swain presented. On a **MOTION** by Dan Jansen and seconded by Dan Caton, Council voted unanimously to accept the May 31, 2018 Financials as presented.

Moved to agenda item 16.

c. Presentation and Consideration of the 2017 Comprehensive Annual Financial Report and the 2017 Audit Report

Kevin Swain and Lisa Hemann Principal at Chadwick, Steinkirchner and Davis, P.C. presented. On a **MOTION** by Dan Jansen and seconded by Jack Gilbride, Council voted unanimously approve the 2017 Comprehensive Annual Financial Report and the 2017 Audit Report.

Council moved to agenda item 12.

Drought Condition Update (11)

Director of Public Works Finn Kjome presented the update. Chief of Police Chris Broady provided an update on Fire Restrictions.

Council moved to agenda item 23b.

Town Hall Subarea Monthly Update (12)

Michelle Haynes and Anton Benitez presented the update.

Village Center Subarea Monthly Update (13)

Michelle Haynes and Anton Benitez presented the update.

Council moved to agenda item 17c.

Council took a lunch break from 11:52 a.m. to 12:27 p.m.

EcoAction Partners Annual Regional Green House Gas Report (14)

Kim Wheels presented the report. Heather Knox presented the 2018/2019 EcoAction Partners Full Work Plan. Council directed the Green Team to prioritize the Work Plan suggestions and report to Council at a future date.

Telluride Ski & Golf Update (15)

Bill Jensen presented the update.

Patrick Berry left the meeting at 9:52 a.m.

Council Boards and Commissions Updates: (16)

- a. **San Miguel Watershed Coalition-Starr**
- b. **Colorado Flights Alliance-Jansen**
- c. **Transportation & Parking-MacIntire/Benitez**
- d. **Budget & Finance Committee-Caton/Gilbride**
- e. **Gondola Committee-Caton/Berry**
- f. **Colorado Communities for Climate Action-Berry**
- g. **San Miguel Authority for Regional Transportation (SMART)-Benitez/Caton /Binder**
- h. **Eco Action Partners-Berry/Binder**
- i. **Telluride Historical Museum-Berry**
- j. **Telluride Conference Center-MacIntire**
- k. **Alliance for Inclusion-Berry**
- l. **Green Team Committee- Berry/MacIntire**
- m. **Telluride Tourism Board-Jansen**
- n. **Mayor's Update- Benitez**

Council moved to agenda item 11.

Staff Reports: (23)

a. Cable & Broadband

Steven Lehane presented the report.

Council moved to agenda item 10c.

b. Marketing & Business Development

Bill Kight presented his report and introduced Community Engagement Coordinator Zoe Dohnal.

c. Town Manager

Kim Montgomery presented her report.

Council moved to agenda item 18.

i. Direction from Council on Short and Long-Term Options to Administer Forest Health and Mitigation (and Related Programs) in Mountain Village

Michelle Haynes presented. Public comment was received by Mark Allen and Nick Dillsworth. Council directed staff to engage the services of Western Regional Wildfire Council to take over the tree inspections required for fire mitigation and the Town's Defensible Space Rebate Program. An agreement will be drafted by the Town Attorney's Office.

Other Business: (18)

Jackie Kennefick presented.

- a. Notification of expiring term on TRAA (Telluride Regional Airport Authority) Jon Dwight's term expires in August (Resident Seat)
- b. IG (Intergovernmental) meeting may be rescheduled from August 13th to August 20th from 12-3
- c. The Colorado Municipal League's District 10 meeting will be held at September 27th at 4:00 p.m. with social hour and dinner at Village Table immediately following.

There being no further business, on a **MOTION** by Dan Caton and seconded by Jack Gilbride, Council voted unanimously to adjourn the meeting at 2:10 p.m.

Respectfully prepared,

Susan Johnston
Deputy Town Clerk

Respectfully submitted,

Jackie Kennefick
Town Clerk

**Town of Mountain Village
Proclamation**

A Proclamation Declaring September 2018 as
Suicide Prevention Awareness Month

WHEREAS, in the United States, there were 44,965 deaths by suicide during 2016, and suicide is the 10th leading cause of all deaths in the United States; and

WHEREAS, 1,156 Coloradoans died by suicide in 2016, exceeding the deaths attributed to homicide and motor vehicle crashes; and suicide is the leading cause of death for 10 to 24-year-olds, and is the 4th leading cause of death for people aged 45 to 54 in Colorado; and

WHEREAS, 12 suicides have occurred in San Miguel County since January 1, 2016; and

WHEREAS, suicide crosses all economic, social and geographic boundaries and causes suffering, grieving, and pain, that affects families, schools, and communities; and

WHEREAS, many of those people who died never received effective behavioral health services, for many reasons including the stigma of seeking mental health treatments and the stigma associated with losing a loved one to suicide; and

WHEREAS, it is necessary to regard suicide as a major public health problem and to support awareness, educational programs and behavioral health services to help prevent suicides.

THEREFORE, we, the Mountain Village Town Council, do hereby proclaim September 2018 as
Suicide Prevention Awareness Month.

NOW THEREFORE, as the Mountain Village Town Council, we also call upon the citizens, government agencies, public and private institutions, businesses and schools in the Town of Mountain Village to recommit our community to increasing awareness and understanding of the many reasons why suicide occurs in our community, the steps our citizens can take to help their fellow citizens who are considering suicide, and the need for appropriate and accessible services for all people who are living with mental health challenges.

Dated this 16th day of August 2018

By: _____ Attest: _____
Laila Benitez, Mayor Jackie Kennefick, Town Clerk

Date: 8/9/2018
To: Mayor & Town Council
From: Jackie Kennefick, Director of Administration/Town Clerk
RE: Council Boards and Commission Appointments

One Regular Seat on the Telluride Regional Airport Authority

The term is expiring on one regular seat for a four-year term on the Telluride Regional Airport Authority Board. The incumbent, Jon Dwight, has indicated his interest in continuing to serve on the Board. He is presently the Chair of the Board. The deadline for submitting a letter of interest is August 13, 2018 at 5:00 p.m. If additional candidates submit letters of interest, they will be forwarded to Council for review prior to the August 16, 2018 meeting.

Action required: Motion to appoint _____ to the regular seat on the Telluride Regional Airport Authority Board.

TRAA BIO JON W. DWIGHT August 2018

Jon has been a board member of the Telluride Regional Airport Authority (TRAA) since 2008 and he is currently Chairman of the Board. Jon has been deeply involved in the airport and volunteered endless hours beyond just attending board meetings. In addition to general leadership of the TRAA board, Jon has successfully led the airport on the following initiatives:

- Standardized the operating hours at the airport to 6:00 am to 9:00 pm on a year-round basis;
- Secure a new Category C instrument approach at the airport to allow a wider range of commercial aircraft, such as the Q400, to operate in and out of the Telluride Airport and improved the minimums of the for the existing instrument approaches;
- Led a year-long executive search process to find a new airport manager; and
- Completed a remodel of the general aviation terminal.

Jon is an active user of the Telluride Airport flying in and out on a weekly basis. Jon would like to continue his efforts on the TRAA Board of Directors as the Mountain Village representative. His aviation background, being an active pilot and his community involvement make him the best candidate for the position.

Jon has been a full-time resident of the Mountain Village since 2002 and has worked in the Village core since that time. He built his personal residence on Adams Ranch Road in 2007 and he owns commercial real estate in the Franz Klammer building. Jon is an Owner and Managing Director of Telluride Real Estate Corp.

Jon lives and works in the Mountain Village so its future success and vitality are critical him and his family. He believes that a healthy Telluride Airport and future commercial air service into Telluride are key economic drivers to the future of our community.

Jon is married to Martha and they have five children. They are all active skiers, mountain bikers and hikers. Jon grew up in ski resorts in California and Colorado and he ski raced for 11 years. He has been involved in resort construction, development and real estate brokerage for 17 years. He is also President and owner of Helio Aircraft, LLC which he has owned since 1991. Jon is an instrument rated private pilot.

He graduated from Aspen High School in 1984 and earned a Bachelor of Arts Degree in economics from the University of Colorado Boulder in 1989. He is a licensed private pilot with an instrument rating.



Telluride Regional Airport Authority

Town of Mountain Village Update

August 16, 2018


Airport Highlights

- ▲ Airport Capital Improvements completed in 2018
 - Delivery of a new Aircraft Mobile Fuel Truck 8/7/18
 - General/Commercial Aviation Terminal – Fire Suppression Installation Completed August 2018.
 - Acquisition of surplus Airport Snow Removal Equipment. (22’ Plow, Tow-Behind Runway Broom, Truck)
- ▲ Financial Update – All Revenue and Expenses operated within the Airport 2018 approved budget. TRAA is a self-sustaining operation.
- ▲ Airport Authority – Town of Mountain Village Appointees:
 - Jon Dwight – Chairman
 - Larry Crosby – Planning Committee
 - Gary Bash – Finance Committee
 - Richard Child - Alternate

STATISTICS

JANUARY – JULY

	<u>TRAA</u>	<u>TRAA</u>	<u>Percent</u>
	<u>2018</u>	<u>2017</u>	<u>Change</u>
AIRCRAFT OPERATIONS			
General Aviation:	4,442	3,459	28.42%
Airline:	252	334	-24.55%
AVIATION FUEL SALES (Gallons)			
General Aviation:			
100LL AvGas:	15,178	10,381	46.21%
Jet-A	333,296	288,276	15.62%
Airlines:	<u>935</u>	<u>7,694</u>	
Total Fuel:	349,409	306,351	14.06%
GA Passenger Enplanements:	8552	8,667	-1.33%
Airline Enplanements:	619	2496	

 Business and Government Activity Report For the month ending: July 31st							
Activity	2018		2017		Variance		
	MONTH	YTD	MONTH	YTD	Variance	Variance %	
Cable/Internet							
<i>Some prior year numbers have been adjusted to accommodate the change in reporting by EBU</i>							
# Residential & Bulk Basic Cable	867		882		(15)	-1.7%	
# Premium Channel Residential & Bulk Subscribers	484		509		(25)	-4.9%	
# Digital Subscribers	228		261		(33)	-12.6%	
# Internet Subscribers	1,779		1,738		41	2.4%	
Average # Phone Subscribers	102		102		0	0.0%	
Village Court Apartments							
Occupancy Rate	%	98.19%	98.45%	97.29%	96.38%	2.07%	2.1%
# Vacated Units		1	4	1	31	(27)	-87.1%
# Work Orders Completed		25	198	58	302	(104)	-34.4%
# on Waiting List		94		36		58	161.1%
Public Works							
Service Calls		411	2,102	346	1,989	113	5.7%
Snow Fall	Inches	0	154	0	116	38	32.8%
Snow Removal - Streets & Prkg Lots	Hours	0	1,436	0	1,221	215	17.6%
Roadway Maintenance	Hours	611	1,613	622	1,361	252	18.5%
Water Billed Consumption	Gal.	21,637,000	154,351,000	25,646,000	92,910,000	61,441,000	66.1%
Sewage Treatment	Gal.	9,641,000	53,704,000	9,051,000	54,478,000	(774,000)	-1.4%
Child Development Fund							
# Infants & Toddlers Actual Occupancy		19.40	144.19	20.80	148.28	(4.09)	-2.8%
# Preschoolers Actual Occupancy		15.83	105.70	13.10	102.68	3.02	2.9%
Transportation and Parking							
GPG (noon snapshot)		6,353	42,629	6,294	32,266	10,363	32.1%
GPG Parking Utilization (% of total # of spaces occupied)		46.0%	44.1%	45.6%	37.5%	6.6%	17.6%
HPG (noon snapshot)		1,104	8,527	927	8,140	387	4.8%
HPG Parking Utilization (% of total # of spaces occupied)		34.7%	38.3%	29.2%	36.6%	1.7%	4.6%
Total Parking (noon snapshot)		10,430	78,745	10,698	71,473	7,272	10.2%
Parking Utilization (% of total # of spaces occupied)		43.0%	46.4%	44.1%	42.1%	4.3%	10.2%
Paid Parking Revenues		\$30,276	\$204,597	\$49,503	\$217,749	(\$13,152)	-6.0%
Bus Routes	# of Passengers	8,897	26,617	8,988	25,289	1,328	5.3%
Employee Shuttle	# of Passengers	1,189	8,764	1,301	8,952	(188)	-2.1%
Employee Shuttle Utilization Rate	%	50.6%	50.0%	51.1%	50.8%	-0.80%	-1.6%
Inbound (Vehicle) Traffic (Entrance)	# of Cars	82,265	454,318	82,952	446,157	8,161	1.8%
TEMPORARY: 1 police officer PART TIME: 13 child care, 7 town council, 1 judge, 1 planner, SEASONAL: 9 recreation, 2 plazas NEW HIRES: 2 recreation attendant, community engagement coordinator, 2 gondola operator TERMS: recreation attendant, senior planner, vehicle mechanic, equipment operator, gondola operator							
Human Resources							
FT Year Round Head Count		83		82		1	1.2%
Seasonal Head Count (FT & PT)		11		11		0	0.0%
PT Year Round Head Count		23		25		(2)	-8.0%
Gondola FT YR, Seasonal, PT YR Head Count		54		60		(6)	-10.0%
Total Employees		171		178		(7)	-3.9%
Gondola Overtime Paid	Hours	280	2148	296	1313	836	63.7%
Other Employee Overtime Paid		133	763	118	658	106	16.0%
# New Hires	Total New Hires	5	47	8	50	(3)	-6.0%
# Terminations		5	38	3	48	(10)	-20.8%
# Workmen Comp Claims		1	3	0	4	(1)	-25.0%
Workmen Comp Claims Costs		\$3,755	\$4,547	\$1,589	\$8,003	(\$3,456)	-43.2%
Marketing & Business Development							
<i>Prior year numbers will be skewed due to several reasons, many transitions took place in 2017 leaving comparison information inaccurate.</i>							
Town Hosted Meetings		4	32	5	30	2	6.7%
Email Correspondence Sent		12	54	10	50	4	8.0%
E-mail List	#	6,534		4,482		2,052	45.8%
Wifi Subscribers		3,301		na		#VALUE!	#VALUE!
Press Releases Sent		4	12	7	11	1	9.1%
Gondola and RETA							
<i>Current RETA revenues are unaudited</i>							
Gondola	# of Passengers	446,322	1,875,172	442,784	1,816,479	58,693	3.2%
Chondola	# of Passengers	0	99,459	0	92,368	7,091	7.7%
RETA fees collected by TMVOA		499,794	3,458,872	249,660	3,639,752	(\$180,880)	-5.0%

Activity	2018		2017		Variance		
	MONTH	YTD	MONTH	YTD	Variance	Variance %	
Police							
Calls for Service	#	407	2,686	411	2,736	(50)	-1.8%
Investigations	#	19	123	36	181	(58)	-32.0%
Alarms	#	26	178	22	140	38	27.1%
Arrests	#	5	18	2	7	11	157.1%
Traffic Contacts	#	34	165	30	240	(75)	-31.3%
Traffic Tickets Written	#	9	87	16	58	29	50.0%
Parking Tickets Written	#	368	2,276	370	2,108	168	8.0%
Administrative Dismissals	#	2	36	4	29	7	24.1%
Building/Planning							
Community Development Revenues		\$85,079	\$534,186	\$266,790	\$829,061	(\$294,875)	-35.6%
# Permits Issued		35	256	36	276	(20)	-7.2%
Valuation of Mtn Village Remodel/New/Additions Permits		\$2,755,861	\$14,323,363	\$2,317,379	\$25,316,617	(\$10,993,254)	-43.4%
Valuation Mtn Village Electric/Plumbing/Other Permits		\$210,015	\$1,294,996	\$43,740	\$1,840,409	(\$545,413)	-29.6%
Valuation Telluride Electric/Plumbing Permits		\$141,807	\$2,079,390	\$146,010	\$2,058,124	\$21,266	1.0%
# Inspections Completed		223	1,705	204	1,522	183	12.0%
# Design Review/Zoning Agenda Items		12	76	6	50	26	52.0%
# Staff Review Approvals		34	227	24	218	9	4.1%
Recreation							
Summer - May 1 - October 31							
Mile of Trails Maintained		10.6	27.8	9.8	26.2	1.60	6.1%
Adventure Rock Registrations		803	1573	502	1091	482	44.2%
Bike Park Waivers		1636	2056	1119	1630	426	26.1%
Bike Park Trips		7437	9487	4757	6204	3,283	52.9%
Disc Golf Registrations		818	2075	839	1983	92	4.6%
Platform Tennis Registrations		25	201	33	322	(121)	-37.6%
Plaza Services							
Snow Removal Plaza	Hours	0	848	0	1651	(803)	-48.6%
Plaza Maintenance	Hours	404	3136	327	2430	706	29.0%
Lawn Care	Hours	345	955	347	1271	(316)	-24.9%
Plant Care	Hours	558	1824	541	1816	9	0.5%
Irrigation	Hours	157	499	127	447	52	11.6%
TMV Trash Collection	Hours	108	771	100	647	124	19.2%
Christmas Decorations	Hours	5	867	0	601	267	44.4%
Residential Trash	Pound	23,100	142,950	18,450	141,450	1,500	1.1%
Residential Recycle	Pound	38,246	208,795	33,246	180,592	28,203	15.6%
Diversion Rate	%	62.34%	59.36%	64.31%	56.08%	3.28%	5.9%
Vehicle Maintenance							
# Preventive Maintenance Performed		14	134	14	118	16	13.6%
# Repairs Completed		19	194	30	159	35	22.0%
Special Projects		0	7	6	26	(19)	-73.1%
# Roadside Assists		2	3	0	4	(1)	-25.0%
Finance							
# Employee Based Business Licenses Issued		11	792	19	764	28	3.7%
# Privately Licensed Rentals		0	73	2	72	1	1.4%
# Property Management Licensed Rentals		2	413	3	408	5	1.2%
# VRBO Listings for MV		432	443	443	(11)	-2.5%	
# Paperless Billing Accts (YTD is total paperless customers)		8	876	13	743	133	17.9%
# of TMV AR Bills Processed		2,201	14,956	2,181	14,907	49	0.3%
Accounts Receivable - Total Bad Debt Reserve/Allowance: \$							
Current 30+ Days 60+ Days 90+ Days over 120 days Total	TMV Operating Receivables (includes Gondola funding)		Utilities - Broadband and Water/Sewer		VCA - Village Court Apartments		General Fund Investment Activity Change in Value (Month) \$494,320 Ending Balance \$8,168,847 Investment Income (Month) \$6,531 Portfolio Yield 1.79% Yield Change (Month) +.01%
	\$460,850	96.8%	\$417,629	90.1%	\$8,473	50.0%	
	8,294	1.7%	26,372	5.7%	5,247	31.0%	
	65	0.0%	5,962	1.3%	305	1.8%	
	525	0.1%	6,209	1.3%	-	0.0%	
	6,194	1.3%	7,410	1.6%	2,921	17.2%	
	\$ 475,927	100.0%	\$ 463,581	100.0%	\$ 16,946	100.0%	
Current 30+ Days 60+ Days 90+ Days over 120 days Total	Other Billings - CDF, Construction Parking		Total All AR		Change Since Last Month - Increase (Decrease) in AR		Other Statistics Population (estimated) 1,411 (Active) Registered Voters 882 Property Valuation 289,947,030
	\$ 32,933	76.8%	\$ 919,886	92.0%	\$ (13,906)	4.2%	
	4,509	10.5%	44,421	4.4%	(287,326)	87.4%	
	1,981	4.6%	8,312	0.8%	(10,665)	3.2%	
	1,336	3.1%	8,069	0.8%	(9,527)	2.9%	
	2,123	5.0%	18,648	1.9%	(7,388)	2.2%	
	\$ 42,882	100.0%	\$ 999,336	100.0%	\$ (328,812)	100.0%	



Memorandum

To: Town Council
From: Kevin Swain, Finance Director
Date: August 9, 2018
Re: Town of Mountain Village Financial Statements through June 2018

Mountain Village Financials Statements through June 2018

General Fund Summary

Through this period the General Fund reflects a surplus of \$2.7 million. Sales taxes show an increase of 6.9% over prior year and 5% over budget. Revenues of \$7.2 million were over the budget by \$370,600 due mainly to property tax, sales tax, and Telluride permits.

Total operating expenditures of \$4.1 million were under budget by \$242,100. Capital expense through this period was for wayfinding and trail improvements.

Transfers to other funds include:

Fund	This Month	YTD Budget	YTD Actual	Budget Variance
Capital Projects Fund (From GF)	\$ -	\$ 20,000	\$ 19,724	(276)
Child Development Fund	\$ 37,191	\$ 37,268	\$ 42,926	5,658
Conference Center Subsidy	\$ -	\$ 102,095	\$ 102,882	787
Affordable Housing Development Fund (Monthly Sales Tax Allocation)	\$ 37,350	\$ 269,337	\$ 274,646	5,308
Vehicle & Equipment Acquisition Fund	\$ -	\$ 255,000	\$ 251,938	(3,062)

Income transfers from other funds include:

Fund	This Month	YTD Budget	YTD Actual	Budget Variance
Overhead allocation from Broadband, W/S, Gondola, VCA and Parking Services	\$ 42,946	\$ 239,866	\$ 251,255	11,389
*Tourism Fund	\$ (4,546)	\$ 26,195	\$ 33,129	6,934
*This transfer is comprised of administrative fees, interest, and penalties collected.				
Debt Service Fund (Specific ownership taxes)	\$ 2,388	\$ 42,009	\$ 16,001	(26,008)

Vehicle and Equipment Acquisition Fund – No Fund Income Statement Attached

A mini-ex for the recreation department, an employee shuttle, a backhoe and tilt deck for Road & Bridge, and some shop equipment have been purchased. \$197,797

Capital Projects Fund – No Fund Income Statement Attached

\$10,238 was spent on the Meadows Improvement Plan and \$9,487 was spent on DOJ grant funded fingerprint scanning equipment.

Historical Museum Fund – No Fund Income Statement Attached

\$89,713 in property taxes were collected and \$87,917 was tendered to the historical museum. The county treasurer retained \$1,796 in treasurer’s fees.

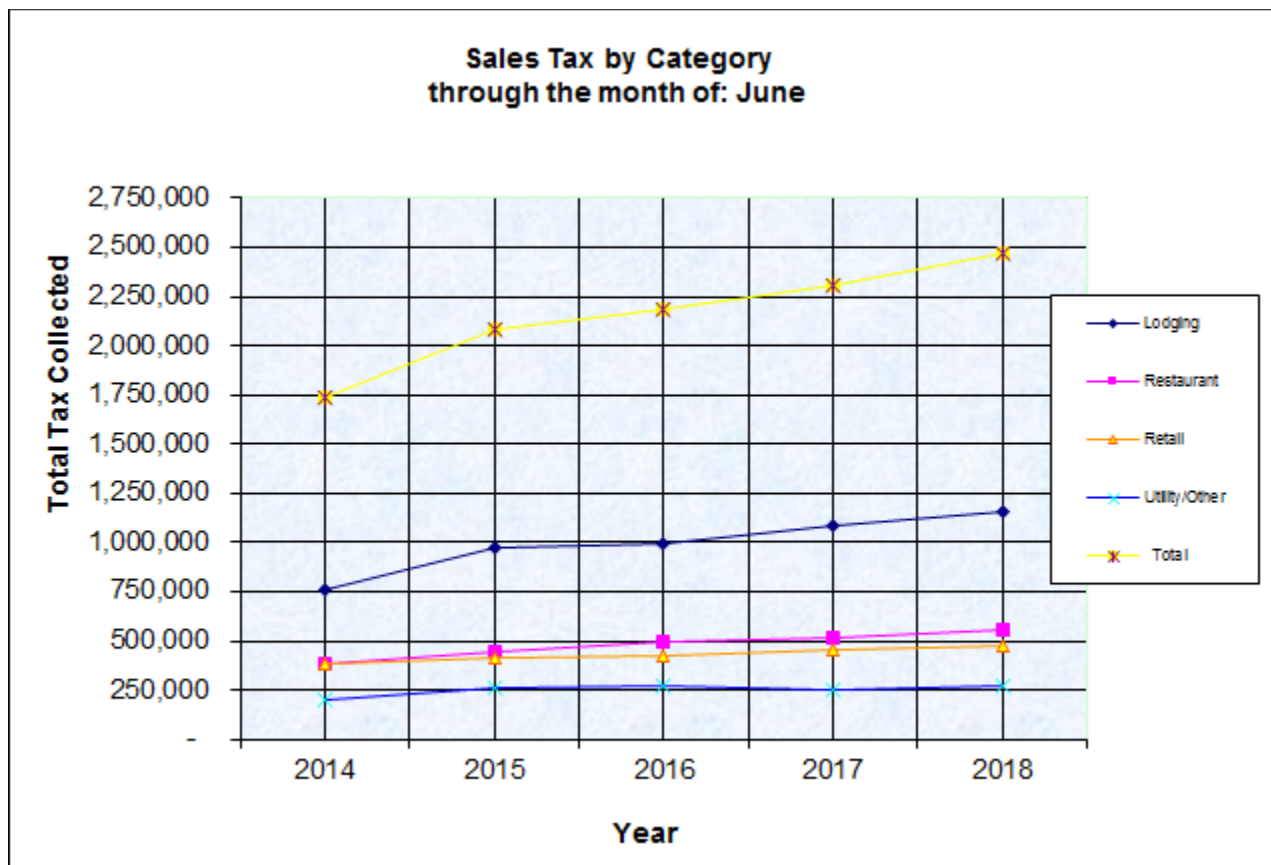
Mortgage Assistance Fund – No Fund Income Statement Attached

There has been no activity in this fund.

Sales Tax

Sales taxes of \$2.46 million are 6.9% over 2017 through this period and are over budget by 5%. Utility/Other shows the highest growth at 9%, followed by restaurant at 7.4%.

Actual Sales Tax Base By Class, Through June 2018										
Category	Actual 2014	Actual 2015	PY % Increase	Actual 2016	PY % Increase	Actual 2017	PY % Increase	Actual 2018	PY \$ Variance	PY % Increase
	4.5%	4.5%	2014 to 2015	4.5%	2015 to 2016	4.5%	2016 to 2017	4.5%	2017 to 2018	2017 to 2018
Lodging	16,996,006	21,638,444	27%	22,100,170	2%	24,055,154	9%	25,757,121	1,701,967	7.08%
Restaurant	8,546,618	9,850,017	15%	11,012,855	12%	11,453,432	4%	12,297,158	843,726	7.37%
Retail	8,538,194	9,103,566	7%	9,475,419	4%	10,104,326	7%	10,565,190	460,864	4.56%
Utility/Other	4,418,612	5,754,889	30%	5,936,632	3%	5,627,848	-5%	6,136,303	508,454	9.03%
Total	38,499,429	46,346,918	20%	48,525,076	5%	51,240,760	6%	54,755,772	3,515,012	6.86%



Tourism Fund

2018 restaurant taxes totaling \$245,807 have been collected and \$241,277 was tendered to the airline guarantee program. \$1,029,520 in lodging taxes were collected and \$1,019,695 was tendered to the airline guarantee program and to MTI. Additional funding of \$20,051 was remitted to MTI for the guest services agent. The Town retained \$14,355 in administrative fees, and penalties and interest of \$7,717.

Lodging taxes are exceeding prior year by 7% and exceeded budget by 7.7%. Restaurant taxes are ahead of prior year and budget by 7.3% and 10%, respectively.

Town of Mountain Village Colorado Lodging Tax Summary									
	2014	2015	2016	2017	2018		2017	2018	Budget
	Activity (4%)	Activity (4%)	Activity (4%)	Activity (4%)	Activity (4%)		Var %	Budget	Var %
January	159,264	216,904	193,815	245,628	273,707		11.43%	241,544	11.75%
February	170,098	231,700	249,339	260,809	262,096		0.49%	258,018	1.56%
March	248,285	303,173	304,515	312,990	319,344		2.03%	308,569	3.37%
April	7,291	12,319	7,638	8,353	18,205		117.96%	8,167	55.14%
May	10,627	15,282	16,633	12,493	18,212		45.77%	12,408	31.87%
June	74,275	84,204	106,415	122,193	137,956		12.90%	121,502	11.93%
July	109,934	136,711	153,342	158,585	-		-100.00%	157,746	#DIV/0!
August	88,929	88,990	111,760	112,264	-		-100.00%	112,063	#DIV/0!
September	82,891	113,475	139,363	148,591	-		-100.00%	148,289	#DIV/0!
October	17,383	22,812	31,322	34,399	-		-100.00%	34,290	#DIV/0!
November	11,840	11,372	14,725	18,535	-		-100.00%	18,160	#DIV/0!
December	191,249	226,508	261,808	287,893	-		-100.00%	264,934	#DIV/0!
Total	1,172,067	1,463,449	1,590,676	1,722,733	1,029,520		-40.24%	1,685,690	-63.74%
Tax Base	29,301,670	36,586,237	39,766,902	43,068,320	25,738,002			42,142,250	

Town of Mountain Village Colorado Restaurant Tax Summary									
	2014	2015	2016	2017	2018		2017	2018	Budget
	Activity (2%)	Activity (2%)	Activity (2%)	Activity (2%)	Activity (2%)		Var %	Budget	Var %
January	38,239	46,261	48,594	54,097	57,188		5.72%	52,230	8.67%
February	48,466	53,871	60,243	60,144	63,140		4.98%	58,069	8.03%
March	53,516	60,420	71,171	74,202	74,672		0.63%	71,642	4.06%
April	1,995	2,876	1,511	1,829	7,119		289.24%	1,766	75.19%
May	5,154	5,457	4,568	4,448	4,838		8.78%	4,294	11.25%
June	25,366	25,426	34,359	34,365	38,848		13.05%	33,179	14.59%
July	32,661	40,081	44,827	46,470	-		-100.00%	44,866	#DIV/0!
August	25,017	29,015	35,020	34,998	-		-100.00%	33,790	#DIV/0!
September	23,831	32,169	36,195	39,291	-		-100.00%	37,891	#DIV/0!
October	5,369	9,492	11,312	13,519	-		-100.00%	13,020	#DIV/0!
November	5,765	6,637	5,099	5,352	-		-100.00%	5,244	#DIV/0!
December	49,923	55,055	59,070	54,303	-		-100.00%	52,049	#DIV/0!
Total	315,303	366,759	411,969	423,017	245,807		-41.89%	408,040	-66.00%
Tax Base	15,765,152	18,337,941	20,598,437	21,150,852	12,290,343			20,402,000	

Business license fees of \$301,174 are over budget (2%) and slightly less than prior year (less than 1%). \$283,104 was remitted to MTI and \$25,010 in admin fees and penalties were transferred to the General Fund.

**Town of Mountain Village Monthly Revenue and Expenditure Report
June 2018**

	2018					2017	2016	2015	
	Actual YTD	Budget YTD	Budget Variance (\$)	Budget Variance (%)	Annual Budget	Budget Balance	Actual YTD	Actual YTD	Actual YTD
Revenues									
Charges for Services	\$ 213,522	\$ 146,097	\$ 67,425	46.15%	\$ 306,432	\$ 92,910	\$ 207,294	\$192,226	\$194,430
Contributions	-	6,719	(6,719)	-100.00%	68,438	68,438	90,185	16,037	27,103
Fines and Forfeits	3,834	1,068	2,766	258.99%	6,077	2,243	2,747	7,566	2,934
Interest Income	32,831	19,314	13,517	69.99%	45,000	12,169	29,548	50,653	42,294
Intergovernmental	311,584	305,907	5,677	1.86%	494,898	183,314	300,584	300,361	236,131
Licenses and Permits	158,128	104,823	53,305	50.85%	292,708	134,580	198,528	175,226	205,604
Miscellaneous Revenues	33,983	42,603	(8,620)	-20.23%	79,118	45,135	52,707	39,980	42,092
Taxes and Assessments	6,399,231	6,156,026	243,205	3.95%	9,016,979	2,617,748	6,221,941	6,196,575	5,919,301
Total Revenues	7,153,113	6,782,557	370,556	5.46%	10,309,650	3,156,537	7,103,534	6,978,624	6,669,889
Operating Expenses									
Legislation & Council	33,519	34,817	(1,298)	-3.73%	83,109	49,590	33,957	26,822	8,768
Town Manager	131,208	131,373	(165)	-0.13%	307,902	176,694	125,310	107,672	105,572
Administrative Services	191,274	202,509	(11,235)	-5.55%	411,967	220,693	203,660	174,537	157,705
Finance	484,391	501,642	(17,251)	-3.44%	844,120	359,729	467,982	444,930	456,333
Technical	179,584	138,203	41,381	29.94%	291,615	112,031	99,790	88,896	86,405
Human Resources	171,740	174,078	(2,338)	-1.34%	330,074	158,334	146,435	146,019	126,969
Town Attorney	203,322	242,354	(39,032)	-16.11%	527,994	324,672	217,614	300,409	280,190
Marketing and Business Development	149,636	163,593	(13,957)	-8.53%	440,173	290,537	121,331	131,931	126,740
Municipal Court	13,732	14,368	(636)	-4.43%	31,839	18,107	13,755	13,059	12,643
Police Department	417,357	482,268	(64,911)	-13.46%	985,164	567,807	383,834	361,503	350,084
Community Services	25,307	27,094	(1,787)	-6.60%	54,433	29,126	24,243	21,333	22,717
Community Grants and Contributions	67,850	67,850	-	0.00%	126,850	59,000	86,000	44,250	38,250
Roads and Bridges	347,515	364,937	(17,422)	-4.77%	1,122,357	774,842	348,155	320,878	317,033
Vehicle Maintenance	218,550	227,715	(9,165)	-4.02%	453,126	234,576	211,752	217,645	206,638
Municipal Bus	90,316	73,000	17,316	23.72%	189,635	99,319	108,147	71,310	47,250
Employee Shuttle	28,557	29,796	(1,239)	-4.16%	86,043	57,486	18,057	21,611	24,689
Parks & Recreation	246,785	247,331	(546)	-0.22%	611,003	364,218	215,177	191,683	179,078
Plaza Services	611,085	700,379	(89,294)	-12.75%	1,397,252	786,167	549,527	695,518	534,275
Public Refuse Removal	30,810	33,424	(2,614)	-7.82%	65,028	34,218	22,364	22,011	24,309
Building/Facility Maintenance	68,608	91,977	(23,369)	-25.41%	209,424	140,816	89,325	68,905	68,582
Planning & Development Services	3,333	3,339	(6)	-0.18%	6,649	3,316	3,872	3,518	2,770
Building Division	143,795	144,320	(525)	-0.36%	548,963	405,168	224,579	131,020	93,392
Housing Division Office	9,299	10,428	(1,129)	-10.83%	19,808	10,509	9,916	9,656	8,631
Planning and Zoning Division	197,157	200,065	(2,908)	-1.45%	97,831	94,498	182,916	142,650	123,951
Contingency	-	-	-	#DIV/0!	638,542	629,243	-	-	-
Total Operating Expenses	4,064,730	4,306,860	(242,130)	-5.62%	9,880,901	6,000,696	3,907,698	3,757,766	3,402,974
Surplus / Deficit	3,088,383	2,475,697	612,686	24.75%	428,749	(2,844,159)	3,195,836	3,220,858	3,266,915
Capital Outlay	55,555	209,489	(153,934)	-73.48%	905,000	849,445	417,065	4,301	65,041
Surplus / Deficit	3,032,828	2,266,208	766,620	33.83%	(476,251)	(3,509,079)	2,778,771	3,216,557	3,201,874
Other Sources and Uses									
Sale of Assets	15,378	-	15,378	#DIV/0!	-	(15,378)	-	4,822	29,834
Transfer (To) From Affordable Housing	(274,646)	(269,337)	(5,308)	1.97%	(460,969)	(186,323)	(255,165)	(238,614)	(235,229)
Transfer (To) From Broadband	-	-	-	#DIV/0!	10,000	10,000	-	-	91,804
Transfer (To) From Child Development	(42,926)	(37,268)	(5,658)	15.18%	(192,041)	(89,159)	(10,950)	(1,532)	(1,494)
Transfer (To) From Capital Projects	(19,724)	(20,000)	276	-1.38%	(300,000)	(333,129)	(27,683)	(45,606)	-
Transfer (To) From Debt Service	16,001	42,009	(26,008)	-61.91%	85,587	(165,668)	280,924	69,895	74,333
Transfer (To) From Overhead Allocation	251,255	239,866	11,389	4.75%	494,374	243,119	233,926	225,185	205,524
Transfer (To) From Parking Services	-	-	-	#DIV/0!	(65,835)	(22,909)	-	-	-
Transfer (To) From Conference Center	(102,882)	(102,095)	(787)	0.77%	(259,352)	(259,352)	(107,251)	(126,538)	(54,126)
Transfer (To) From Tourism	33,129	26,195	6,934	26.47%	24,865	8,864	46,187	16,289	51,573
Transfer (To) From Vehicle/Equipment	(251,938)	(255,000)	3,062	-1.20%	(434,725)	(182,787)	(451,651)	(174,214)	(177,553)
Transfer (To) From Water/Sewer	-	-	-	#DIV/0!	-	-	-	-	-
Total Other Sources and Uses	(376,352)	(375,630)	(723)	0.19%	(1,098,096)	(992,723)	(291,663)	(270,313)	(15,335)
Surplus / Deficit	\$ 2,656,476	\$ 1,890,578	\$ 765,897	40.51%	\$ (1,574,347)	\$ (4,501,802)	\$ 2,487,108	\$ 2,946,244	\$ 3,186,539

2018						2017	2016	2015
Actual YTD	Budget YTD	Budget Variance	Budget Variance	Annual Budget	Budget Balance	Actual YTD	Actual YTD	Actual YTD
		(\$)	(%)					

<u>Beginning Fund Balance Components</u>	<u>Actual YTD</u>	<u>Annual Budget</u>
Emergency Reserve	\$ 3,458,315	\$ 3,458,314
Unreserved	7,455,610	5,542,978
Beginning Fund Balance	\$ 10,913,925	\$ 9,001,292
<u>YTD Ending Fund Balance Components</u>		
Emergency Reserve	\$ 3,458,315	\$ 3,458,314
Health Care Premium Savings Reserve	50,000	50,000
Facility Maint Reserve	155,000	155,000
Unreserved	9,907,085	3,763,631
Ending Fund Balance	\$ 13,570,401	\$ 7,426,945

Revenues

Taxes & Assessments - Property taxes are exceeding budget by less than 1%. Specific Ownership taxes collected are exceeding budget and prior year.
Sales tax revenues are 5% over budget and 6.9% over prior year. Construction use tax are exceeding budget but under prior year due to the timing of projects.
Licenses & Permits - Construction, and Telluride electrical and plumbing permits are over budget.
Intergovernmental - Intergovernmental revenues are over budget due to county R&B taxes.
Charges for Services - DRB fees are over budget \$14,600 and plan review fees are exceeding budget \$19,900, road impact fees and energy mitigation fees are also exceeding budget.
Fines & Forfeits - Exceeding budget in traffic and building fines.
Investment Income - Interest is over budget and prior year.
Miscellaneous - Under budget in miscellaneous finance revs, van rider revs, and credit card fees.
Contributions - No activity to date.

Top Ten Budget Variances

Under Budget

Plaza Services - \$89,294 Under budget in natural gas, electricity, and salaries and wages.
Police - \$64,911 Savings in personnel costs due to vacancies and turnover.
Town Attorney - \$39,032 General legal is running behind budget.
Building/Facility Maintenance - \$23,369 Savings in personnel costs due to vacancies and turnover.
Road & Bridge - \$17,422 Under budget in personnel and bridge repair.
Finance - \$17,251 Under budget for property insurance and employee expense due to a vacancy.
Marketing and Business Development - \$13,957 Under budget in live video streaming.
Admin Services- \$11,235 Under budget in utilities and salaries & wages.

Over Budget

Technical - \$41,381 Over budget due to the unbudgeted Opengov implementation and contract services.
Municipal Bus Service - \$17,316 Over budget due to group insurance and worker's comp.

**Town of Mountain Village Monthly Revenue and Expenditure Report
June 2018**

	2018						2017	2016	2015
	Actual	Budget	Budget	Budget	Annual	Budget	Actual	Actual	Actual
	YTD	YTD	Variance	Variance	Budget	Balance	YTD	YTD	YTD
		(\$)	(%)						
Tourism Fund									
Revenues									
Business License Fees	\$ 301,174	\$ 294,954	\$ 6,220	2%	\$ 315,307	\$ 14,133	\$ 300,137	\$274,368	\$254,552
Lodging Taxes - Condos/Homes	581,272	515,916	65,356	13%	893,416	312,144	548,191	496,181	487,606
Lodging Taxes - Hotels	448,169	434,290	13,879	3%	792,274	344,105	414,115	382,175	375,638
Lodging Taxes - Prior Year	5,781	-	5,781	#DIV/0!	-	(5,781)	692	786	4,840
Penalties and Interest	14,657	9,821	4,836	49%	15,000	343	9,465	7,229	20,829
Restaurant Taxes	245,807	221,180	24,627	11%	408,040	162,233	229,085	220,445	194,311
Restaurant Taxes - Prior Year	394	-	394	#DIV/0!	-	(394)	-	85	641
Total Revenues	1,597,255	1,476,161	121,094	8%	2,424,037	826,782	1,501,684	1,381,270	1,338,417
Tourism Funding									
Additional Funding	20,051	20,000	51	0%	40,000	19,949	313	25,000	1,449
Airline Guaranty Funding	748,536	682,357	66,179	10%	1,225,867	477,331	696,372	646,899	616,414
MTI Funding	795,539	747,609	47,930	6%	1,130,805	335,266	758,813	693,081	668,981
Total Tourism Funding	1,564,126	1,449,966	114,160	8%	2,396,672	832,546	1,455,497	1,364,981	1,286,844
Surplus / Deficit	33,129	26,195	6,934	26%	27,365	(5,765)	46,187	16,289	51,573
Administrative Fees									
Audit Fees	-	-	-	#DIV/0!	2,500	2,500	-	-	-
Total Administrative Fees	-	-	-	#DIV/0!	2,500	2,500	-	-	-
Surplus / Deficit	33,129	26,195	6,934	26%	24,865	(8,265)	46,187	16,289	51,573
Other Sources and Uses									
Transfer (To) From Other Funds	(33,129)	(26,195)	(6,934)	26%	(24,865)	8,265	(46,187)	(16,289)	(51,573)
Total Other Sources and Uses	(33,129)	(26,195)	(6,934)	26%	(24,865)	8,265	(46,187)	(16,289)	(51,573)
Surplus / Deficit	\$ -	\$ -	\$ -		\$ -		\$ -	\$ -	\$ -

**Town of Mountain Village Monthly Revenue and Expenditure Report
June 2018**

	2018				2017	2016	2015		
	Actual YTD	Budget YTD	Budget Variance (\$)	Budget Variance (%)	Annual Budget	Budget Balance	Actual YTD	Actual YTD	Actual YTD
Parking Services Fund									
Revenues									
Contributions/Shared Facility Expenses	\$ -	\$ -	\$ -	#DIV/0!	\$ 13,473	\$ 13,473	\$ 9,130	\$ 7,786	\$ 4,234
Fines and Forfeits	21,314	14,562	6,752	46%	24,900	3,586	13,935	28,580	21,329
Gondola Parking Garage	21,965	44,463	(22,498)	-51%	105,000	83,035	48,985	38,840	89,892
Heritage Parking Garage	108,514	88,402	20,112	23%	150,000	41,486	114,988	74,441	85,785
Parking in Lieu Buyouts	-	-	-	#DIV/0!	-	-	-	-	-
Parking Meter Revenues	9,802	5,253	4,549	87%	12,000	2,198	8,106	1,374	5,756
Parking Permits	9,540	4,172	5,368	129%	12,000	2,460	4,363	5,850	6,980
Special Event Parking	24,500	24,500	-	0%	41,000	16,500	20,000	30,060	19,200
Total Revenues	195,635	181,352	14,283	8%	358,373	162,738	219,507	186,931	233,176
Operating Expenses									
Other Operating Expenses	12,663	12,620	43	0%	24,630	11,967	3,056	3,628	1,360
Personnel Expenses	58,486	62,861	(4,375)	-7%	137,392	78,906	55,431	59,450	59,967
Gondola Parking Garage	15,222	15,263	(41)	0%	62,969	47,747	16,577	19,901	17,154
Surface Lots	8,817	9,522	(705)	-7%	27,900	19,083	40,429	9,159	16,213
Heritage Parking Garage	29,846	56,743	(26,897)	-47%	105,093	75,247	50,105	44,351	44,010
Meadows Parking	-	-	-	#DIV/0!	1,000	1,000	1,000	1,000	-
Total Operating Expenses	125,034	157,009	(31,975)	-20%	358,984	233,950	166,598	137,489	138,704
Surplus / Deficit	70,601	24,343	46,258	190%	(611)	(71,212)	52,909	49,442	94,472
Capital									
Capital	5,615	5,600	15	0%	34,800	29,185	4,800	4,800	-
Surplus / Deficit	64,986	18,743	46,243	247%	(35,411)	(100,397)	48,109	44,642	94,472
Other Sources and Uses									
Sale of Assets	-	-	-	#DIV/0!	-	-	-	-	-
Overhead Allocation	(15,212)	(15,212)	-	0%	(30,424)	(15,212)	(14,560)	(14,166)	(14,486)
Transfer (To) From General Fund	-	-	-	#DIV/0!	65,835	65,835	-	-	-
Total Other Sources and Uses	(15,212)	(15,212)	-	0%	35,411	50,623	(14,560)	(14,166)	(14,486)
Surplus / Deficit	\$ 49,774	\$ 3,531	\$ -	0%	\$ -	\$ -	\$ 33,549	\$ 30,476	\$ 79,986
Beginning Fund Balance	\$ 144,009	\$ 144,009	\$ -						
Ending Fund Balance	\$ 193,783	\$ 147,540	\$ 46,243						

Parking revenues are over budget \$14,300. HPG revenues are over budget 23% and under prior year 5%. Parking meter (surface lots) revenues are over budget 87% and prior year 20%. GPG revenues are under budget and prior year 51% and 55%. Personnel costs and other costs are under budget. HPG is under budget in shared expenses, tech support, credit card processing fees, and maintenance. The year to date transfer to the General Fund is \$15,212, which is the overhead allocation.

**Town of Mountain Village Monthly Revenue and Expenditure Report
June 2018**

	2018						2017	2016	2015
	Actual YTD	Budget YTD	Budget Variance	Budget Variance	Annual Budget	Budget Balance	Actual YTD	Actual YTD	Actual YTD
			(\$)	(%)					
Gondola Fund									
Revenues									
Event Operations Funding	\$ 2,667	\$ -	\$ 2,667	#DIV/0!	\$ -	\$ (2,667)	\$ 5,148	\$ 4,944	\$ 5,425
Event Operations Funding - TOT	-	-	-	#DIV/0!	36,000	36,000	-	-	-
Operations Grant Funding	84,343	85,000	(657)	-0.77%	150,100	65,757	69,309	73,375	81,206
Capital/MR&R Grant Funding	470,615	500,000	(29,385)	-5.88%	784,000	313,385	88,000	252,952	-
Miscellaneous Revenues	1,655	-	1,655	#DIV/0!	-	(1,655)	-	158	100
Sale of Assets	-	-	-	#DIV/0!	-	-	1,672	3,350	10,500
TMVOA Operating Contributions	1,673,928	1,706,335	(32,407)	-1.90%	3,676,282	2,002,354	1,517,695	1,473,976	1,529,234
TMVOA Capital/MR&R Contributions	315,850	363,515	(47,665)	-13.11%	1,103,426	787,576	365,016	990,438	142,368
TSG 1% Lift Sales	151,854	175,410	(23,556)	-13.43%	200,000	48,146	163,196	152,913	139,315
Total Revenues	2,700,912	2,830,260	(129,348)	-4.57%	5,949,808	3,248,896	2,210,036	2,952,106	1,908,148
Operating Expenses									
Overhead Allocation Transfer	26,570	22,500	4,070	18.09%	45,000	18,430	20,035	24,388	18,754
MAARS	32,002	36,658	(4,656)	-12.70%	76,246	44,244	34,079	27,772	30,180
Chondola	171,965	98,968	72,997	73.76%	206,751	34,786	111,511	125,779	104,659
Grant Success Fees	-	-	-	#DIV/0!	56,046	56,046	-	-	-
Operations	814,307	906,456	(92,149)	-10.17%	1,846,562	1,032,255	793,038	754,644	766,614
Maintenance	654,772	632,748	22,024	3.48%	1,257,115	602,343	568,689	545,318	628,789
FGOA	214,831	269,415	(54,584)	-20.26%	463,994	249,163	229,668	230,815	216,784
Major Repairs and Replacements	704,938	781,515	(76,577)	-9.80%	1,767,426	1,062,488	162,551	562,640	98,593
Contingency	-	-	-	#DIV/0!	110,668	110,668	-	-	-
Total Operating Expenses	2,619,385	2,748,260	(128,875)	-4.69%	5,829,808	3,210,423	1,919,571	2,271,356	1,864,373
Surplus / Deficit			-	#DIV/0!	120,000		290,465	680,750	43,775
Capital									
Capital Outlay	81,527	82,000	(473)	-0.58%	120,000	38,473	290,465	680,750	43,775
Surplus / Deficit	\$ (81,527)	\$ (82,000)	\$ 473	-0.58%	\$ -	\$ -	\$ -	\$ -	\$ -

The gondola fund is \$129,000 under budgeted expenditures.

MARRS is under budget with savings in employee costs, zip bikes, and supplies. Chondola expenses are over budget due to major projects unbudgeted in our budget year. Gondola operations is under budget in salaries and wages \$23,600, worker's compensation \$29,300, and group insurance \$46,200. Maintenance is over budget with savings in worker's comp but an overage in S&W due to additional overtime and higher paid positions. FGOA costs are under budget mainly in electricity, natural gas, and lightning detection. Capital and MR&R expenditures are for haul ropes, cabin refurb, gondola cabins, a vehicle, a generator, and lightning array repairs.

**Town of Mountain Village Monthly Revenue and Expenditure Report
June 2018**

	2018				2017	2016	2015		
	Actual YTD	Budget YTD	Budget Variance (\$)	Budget Variance (%)	Actual YTD	Actual YTD	Actual YTD		
Child Development Fund									
Revenues									
Daycare Fees	\$ 137,950	\$ 140,749	(2,799)	-1.99%	\$ 275,396	\$ 137,446	\$ 139,330	\$142,552	\$124,400
Fundraising Revenues - Daycare	1,950	2,000	(50)	-2.50%	8,500	6,550	6,148	8,823	5,454
Fundraising Revenues - Preschool	-	-	-	0.00%	3,500	3,500	3,075	2,880	3,324
Grant Revenues - Daycare	34,005	31,842	2,163	6.79%	35,000	995	24,450	21,099	16,593
Grant Revenues - Preschool	17,700	15,000	2,700	18.00%	15,000	(2,700)	13,000	8,983	9,780
Preschool Fees	87,519	96,290	(8,771)	-9.11%	177,167	89,648	88,381	87,993	85,564
Total Revenues	279,124	285,881	(6,757)	-2.36%	514,563	235,439	274,384	272,330	245,115
Operating Expenses									
Daycare Other Expense	31,376	40,141	(8,765)	-21.84%	99,346	67,970	30,824	39,982	28,579
Daycare Personnel Expense	183,194	179,581	3,613	2.01%	383,294	200,100	163,321	156,468	144,806
Preschool Other Expense	29,010	18,552	10,458	56.37%	42,410	13,400	16,829	16,073	16,724
Preschool Personnel Expense	78,470	84,875	(6,405)	-7.55%	181,554	103,084	74,360	61,339	56,500
Total Operating Expenses	322,050	323,149	(1,099)	-0.34%	706,604	384,554	285,334	273,862	246,609
Surplus / Deficit	(42,926)	(37,268)	(5,658)	15.18%	(192,041)		(10,950)	(1,532)	(1,494)
Other Sources and Uses									
Contributions	-	-	-	#DIV/0!	-	-	-	-	-
Transfer (To) From General Fund	42,926	37,268	(5,658)	-15.18%	192,041	149,115	10,950	1,532	1,494
Total Other Sources and Uses	42,926	37,268	(5,658)	-15.18%	192,041	149,115	10,950	1,532	1,494
Surplus / Deficit	\$ -	\$ -	\$ -	#DIV/0!	\$ -	\$ -	\$ -	\$ -	\$ -

Child Development revenues are \$6,800 under budget or 2.4%. Operating expenses are \$1,100 under budget due primarily to group insurance in both daycare and preschool. Daycare's scholarship expense is under budget but the preschool is over as the needs of the children change. The program has required \$43,000 from the General Fund to date.

**Town of Mountain Village Monthly Revenue and Expenditure Report
June 2018**

	2018						2017	2016	2015	
	Actual YTD	Budget YTD	Budget Variance (\$)	Budget Variance (%)	Annual Budget	Budget Balance	Actual YTD	Actual YTD	Actual YTD	
Water & Sewer Fund										
Revenues										
Mountain Village Water and Sewer	\$ 1,338,134	\$ 1,104,137	\$ 233,997	21.19%	\$ 2,499,793	\$ 1,161,659	\$ 1,119,154	\$994,449	\$956,984	
Other Revenues	3,338	5,286	(1,948)	-36.85%	13,450	10,112	6,161	4,660	5,040	
Ski Ranches Water	76,150	75,822	328	0.43%	161,263	85,113	73,642	66,849	63,419	
Skyfield Water	11,332	12,746	(1,414)	-11.09%	27,896	16,564	13,252	10,398	10,712	
Total Revenues	1,428,954	1,197,991	230,963	19.28%	2,702,402	1,273,448	1,212,209	1,076,356	1,036,155	
Operating Expenses										
Mountain Village Sewer	241,085	245,796	(4,711)	-1.92%	547,636	306,551	226,782	206,412	189,398	
Mountain Village Water	481,933	424,182	57,751	13.61%	1,123,518	641,585	386,207	364,521	360,854	
Ski Ranches Water	9,849	10,142	(293)	-2.89%	42,283	32,434	13,445	8,478	7,323	
Contingency	-	-	-	#DIV/0!	34,269	34,269	-	-	-	
Total Operating Expenses	732,867	680,120	52,747	7.76%	1,747,706	1,014,839	626,434	579,411	557,575	
Surplus / Deficit	696,087	517,871	178,216	34.41%	954,696		585,775	496,945	478,580	
Capital										
Capital Outlay	197,731	199,000	(1,269)	-0.64%	1,379,250	1,181,519	70,783	182,082	261,918	
Surplus / Deficit	498,356	318,871	179,485	56.29%	(424,554)		514,992	314,863	216,662	
Other Sources and Uses										
Overhead Allocation Transfer	(76,203)	(76,203)	-	0.00%	(152,406)	(76,203)				
Mountain Village Tap Fees	47,324	50,000	(2,676)	-5.35%	100,000	52,676	197,312	20,784	57,572	
Grants	-	-	-	#DIV/0!	-	-	(72,302)	(68,727)	(61,071)	
Ski Ranches Tap Fees	-	-	-	#DIV/0!	5,000	5,000	21,232	-	-	
Skyfield Tap Fees	-	-	-	#DIV/0!	2,000	2,000	-	-	-	
Sale of Assets	-	-	-	#DIV/0!	-	-	-	-	-	
Transfer (To) From General Fund	-	-	-	#DIV/0!	-	-	-	-	-	
Total Other Sources and Uses	(28,879)	(26,203)	(2,676)	10.21%	(45,406)	(16,527)	146,242	(47,943)	(3,499)	
Surplus / Deficit	\$ 469,477	\$ 292,668	\$ 176,809	60.41%	\$ (469,960)		\$ 661,234	\$ 266,920	\$ 213,163	

Snowmaking is over budget \$195,000 and excess usage and irrigation water fees are over \$30,000. Skyfield revenues are under budget in excess water fees. Ski Ranches fees are slightly over budget. Other revenues are under budget in Elk Run Maintenance fees. Sewer expenditures are under budget by 2%. MV water is over budget primarily due to electricity, which is due to snowmaking. Ski Ranches, which is over budget in salaries and wages, has savings in utilities. Capital costs were for the Ski Ranches project, generators, water rights, and regional sewer.

**Town of Mountain Village Monthly Revenue and Expenditure Report
June 2018**

	2018					2017	2016	2015	
	Actual YTD	Budget YTD	Budget Variance (\$)	Budget Variance (%)	Annual Budget	Budget Balance	Actual YTD	Actual YTD	Actual YTD
Broadband Fund									
Revenues									
Cable User Fees	\$ 483,212	\$ 509,026	\$ (25,814)	-5.07%	\$ 1,002,395	\$ 519,183	\$ 452,303	\$429,606	\$413,014
Internet User Fees	515,325	434,080	81,245	18.72%	877,312	361,987	471,040	419,589	386,743
Other Revenues	30,336	29,193	1,143	3.92%	62,764	41,420	30,490	24,639	32,542
Phone Service Fees	21,344	18,175	3,169	17.44%	35,987	5,651	19,037	18,276	17,988
Total Revenues	1,050,217	990,474	59,743	6.03%	1,978,458	928,241	972,870	892,110	850,287
Operating Expenses									
Cable Direct Costs	412,953	458,074	(45,121)	-9.85%	904,894	491,941	399,351	387,797	324,481
Phone Service Costs	12,428	13,443	(1,015)	-7.55%	27,000	14,572	12,068	12,971	13,603
Internet Direct Costs	102,000	102,000	-	0.00%	204,000	102,000	112,500	113,932	54,000
Cable Operations	272,090	276,651	(4,561)	-1.65%	664,443	392,353	284,612	256,075	243,139
Contingency	2,313	2,313	-	0.00%	3,000	687	-	-	-
Total Operating Expenses	801,784	852,481	(50,697)	-5.95%	1,803,337	1,001,553	808,531	770,775	635,223
Surplus / Deficit	248,433	137,993	110,440	80.03%	175,121		164,339	121,335	215,064
Capital									
Capital Outlay	4,922	5,000	(78)	-1.56%	87,500	82,578	34,980	48,649	118,409
Surplus / Deficit	243,511	132,993	110,518	83.10%	87,621		129,359	72,686	96,655
Other Sources and Uses									
Sale of Assets	-	-	-	#DIV/0!	-	-	-	-	-
Transfer (To) From General Fund	-	-	-	#DIV/0!	(10,000)	(10,000)	-	-	(91,804)
Overhead Allocation Transfer	(78,629)	(78,629)	-	0.00%	(157,258)	(78,629)	(70,947)	(63,597)	(54,851)
Total Other Sources and Uses	(78,629)	(78,629)	-	0.00%	(167,258)	(88,629)	(70,947)	(63,597)	(146,655)
Surplus / Deficit	\$ 164,882	\$ 54,364	\$ 110,518	203.29%	\$ (79,637)		\$ 58,412	\$ 9,089	\$ (50,000)
Beginning (Available) Fund Balance	\$ 126,924	\$ 126,924	\$ -						
Ending (Available) Fund Balance	\$ 291,806	\$ 181,288	\$ 110,518						

Cable user revenues are under budget but over prior year. The prior year variance is mainly due to increased rates. Internet revenues are over budget 18.7% and prior year 9%. Other revenues are over budget 3.9% due primarily to advertising revenues. Direct costs for cable are under budget because subscriber numbers are down, but over prior year due to increasing programming costs. Internet costs are right on budget and are normally a flat monthly fee. Phone service revenues are over budget by 17.4%, while phone service expenses are under budget by 7.55%. Cable operating expenses are under budget with small savings in multiple line items. Capital expense was for equipment through this time period.

**Town of Mountain Village Monthly Revenue and Expenditure Report
June 2018**

	2018				Annual Budget	Budget Balance	2017	2016	2015
	Actual YTD	Budget YTD	Budget Variance (\$)	Budget Variance (%)			Actual YTD	Actual YTD	Actual YTD
Telluride Conference Center Fund									
Revenues									
Beverage Revenues	\$ -	\$ -	\$ -	#DIV/0!	\$ -	\$ -	\$ -	\$ -	\$ -
Catering Revenues	-	-	-	#DIV/0!	-	-	-	-	-
Facility Rental	-	-	-	#DIV/0!	-	-	-	-	-
Operating/Other Revenues	-	-	-	#DIV/0!	-	-	-	-	-
Total Revenues	-	-	-	#DIV/0!	-	-	-	-	-
Operating Expenses									
General Operations	2,017	-	2,017	#DIV/0!	50,000	47,983	5,058	-	27
Administration	46,293	47,095	(802)	-1.70%	89,352	43,059	46,629	43,554	43,663
Marketing	50,000	50,000	-	0.00%	100,000	50,000	50,000	75,000	-
Contingency	-	-	-	#DIV/0!	-	-	-	-	-
Total Operating Expenses	98,310	97,095	1,215	1.25%	239,352	141,042	101,687	118,554	43,689
Surplus / Deficit	(98,310)	(97,095)	(1,215)	1.25%	(239,352)		(101,687)	(118,554)	(43,689)
Capital Outlay/ Major R&R	4,572	5,000	(428)	-8.56%	20,000	15,428	5,564	7,984	10,437
Surplus / Deficit	(102,882)	(102,095)	(787)	0.77%	(259,352)		(107,251)	(126,538)	(54,126)
Other Sources and Uses									
Damage Receipts	-	-	-	#DIV/0!	-	-	-	-	-
Insurance Proceeds	-	-	-	#DIV/0!	-	-	-	-	-
Sale of Assets	-	-	-	#DIV/0!	-	-	-	-	-
Transfer (To) From General Fund	102,882	102,095	787	0.77%	259,352	156,470	107,251	126,538	54,126
Overhead Allocation Transfer	-	-	-	#DIV/0!	-	-	-	-	-
Total Other Sources and Uses	102,882	102,095	787	0.77%	259,352	156,470	107,251	126,538	54,126
Surplus / Deficit	\$ -	\$ -	\$ (0)	#DIV/0!	\$ -		\$ -	\$ -	\$ -

Expenses for the year are HOA dues, HVAC repairs, marketing contract, and other minor facility repairs.

**Town of Mountain Village Monthly Revenue and Expenditure Report
June 2018**

	2018				2017	2016	2015		
	Actual YTD	Budget YTD	Budget Variance (\$)	Budget Variance (%)	Annual Budget	Budget Balance	Actual YTD	Actual YTD	Actual YTD
Affordable Housing Development Fund									
Revenues									
Contributions	\$ -	\$ -	\$ -	#DIV/0!	\$ -	\$ -	\$ -	\$ -	\$ -
Grant Proceeds	-	-	-	#DIV/0!	-	-	-	-	-
Rental Income	6,810	6,648	162	2.44%	12,778	5,968	6,905	6,895	6,465
Sales Proceeds	-	-	-	#DIV/0!	-	-	-	-	-
Total Revenues	6,810	6,648	162	2.44%	12,778	5,968	6,905	6,895	6,465
Operating Expenses									
Community Garden	-	-	-	#DIV/0!	750	750	-	-	2,495
Cassidy Ridge Purchase	279,680	-	279,680	#DIV/0!	(1)	(279,681)	-	-	-
HA Consultant	-	-	-	#DIV/0!	-	-	4,900	-	-
RHA Funding	50,000	50,000	-	0.00%	107,388	57,388	50,000	44,250	41,069
Town Owned Properties	18,987	11,436	7,551	66.03%	5,000	(13,987)	10,767	9,465	9,408
Density bank	8,856	8,856	-	0.00%	20,000	11,144	8,856	8,856	8,856
Total Operating Expenses	357,523	70,292	287,231	408.63%	133,137	(224,386)	74,523	62,571	61,828
Surplus / Deficit	(350,713)	(63,644)	287,069	-451.05%	(120,359)	230,354	(67,618)	(55,676)	(55,363)
Other Sources and Uses									
Transfer (To) From MAP	-	-	-	#DIV/0!	(60,000)	-	-	-	-
Transfer (To) From General Fund - Sales Tax	274,646	269,337	5,308	1.97%	480,777	206,131	255,165	238,614	235,229
Transfer (To) From Capital Projects Fund (1)	-	-	-	#DIV/0!	-	-	-	-	-
Transfer (To) From General Fund Housing Office	-	-	-	#DIV/0!	(19,808)	-	-	-	-
Total Other Sources and Uses	274,646	269,337	5,308	1.97%	400,969	206,131	255,165	238,614	235,229
Surplus / Deficit	\$ (76,067)	\$ 205,693	\$ 281,761	136.98%	\$ 280,610	\$ 436,485	\$ 187,547	\$ 182,938	\$ 179,866
Beginning Fund Equity Balance	\$ 1,504,952	\$ 1,504,952	\$ -						
Ending Equity Fund Balance	\$ 1,428,885	\$ 1,710,645	\$ (281,761)						

Expenses consist of HOA dues, RHA contribution, maintenance and utilities on town owned property and the Cassidy Ridge unit purchase.

Town of Mountain Village Monthly Revenue and Expenditure Report

June 2018

	2018						2017	2016	2015
	Actual YTD	Budget YTD	Budget Vary (\$)	Budget Var (%)	Annual Budget	Budget Balance	Actual	Actual	Actual
Village Court Apartments									
Operating Revenues									
Rental Income	\$ 1,135,451	\$ 1,123,886	\$ 11,565	1%	\$ 2,247,771	\$ 1,112,320	\$ 1,117,083	\$1,139,975	\$1,127,427
Other Operating Income	55,749	42,855	12,894	30%	79,260	23,511	48,559	29,155	40,358
Less: Allowance for Bad Debt	-	-	-	#DIV/0!	-	-	-	(1,917)	(5,067)
Total Operating Revenue	1,191,200	1,166,741	24,459	2%	2,327,031	1,135,831	1,165,642	1,167,213	1,162,718
Operating Expenses									
Office Operations	93,687	99,975	6,288	6%	202,718	109,031	83,734	76,755	83,163
General and Administrative	93,994	101,956	7,962	8%	121,435	27,441	112,973	88,343	93,881
Utilities	193,450	197,547	4,097	2%	395,945	202,495	196,199	193,368	190,337
Repair and Maintenance	184,186	192,590	8,404	4%	411,862	227,676	200,809	188,642	171,745
Major Repairs and Replacement	62,704	65,706	3,002	5%	108,817	46,113	71,614	102,825	58,894
Contingency	-	-	-	0%	12,288	12,288	-	9,338	-
Total Operating Expenses	628,021	657,774	29,753	5%	1,253,065	625,044	665,329	659,271	598,020
Surplus / (Deficit) After Operations	563,179	508,967	54,212	11%	1,073,966		500,313	507,942	564,698
Non-Operating (Income) / Expense									
Investment Earning	(2,044)	(30)	2,014	6715%	60	2,104	(230)	(30)	(36)
Debt Service, Interest	196,729	197,720	991	1%	394,541	197,812	202,644	209,923	214,730
Debt Service, Fees	-	-	-	#DIV/0!	-	-	-	-	2,750
Debt Service, Principal	-	-	-	#DIV/0!	393,738	393,738	-	-	-
Total Non-Operating (Income) / Expense	194,685	197,690	3,005	2%	788,339	593,654	202,414	209,893	217,444
Surplus / (Deficit) Before Capital	368,494	311,277	57,217	18%	285,627		297,899	298,048	347,253
Capital Spending	105,822	15,000	(90,822)	-605%	-	(105,822)	3,671	-	-
Surplus / (Deficit)	262,672	296,277	(33,605)	-11%	285,627		294,228	298,048	347,253
Other Sources / (Uses)									
Transfer (To)/From General Fund	(54,641)	(54,641)	-	0%	(109,282)	(109,282)	(56,082)	(54,307)	(56,362)
Sale of Assets	-	-	-	0%	-	-	2,068	-	-
Grant Revenues	-	-	-	0%	-	-	-	-	-
Transfer From AHDF	-	-	-	0%	-	54,641	-	-	-
Total Other Sources / (Uses)	(54,641)	(54,641)	-	0%	(109,282)	54,641	(54,014)	(54,307)	(56,362)
Surplus / (Deficit)	208,031	241,636	(33,605)	-14%	176,345		240,214	243,741	290,891

Rent revenues exceeded budget 1% and are ahead of prior year. Other revenues are over budget 30% due mainly to lease break fees and interest income. Office operations are under budget 6% due mainly to worker's compensation and retirement benefits. General and administrative is under budget 8% due mainly to property insurance and legal fees. Utilities are 2% under budget. Maintenance is under budget 4% due to personnel vacancies. MR&R is under budget 5%. Expenses include window repairs, carpet replacement, appliances, vinyl replacement, cabinet replacement, and common area improvements. Capital is over budget due to the new laundry facility and a vehicle purchase.

**Town of Mountain Village Monthly Revenue and Expenditure Report
June 2018**

	2018						2017	2016	2015
	Actual YTD	Budget YTD	Budget Variance (\$)	Budget Variance (%)	Annual Budget	Budget Balance	Actual YTD	Actual YTD	Actual YTD
Debt Service Fund									
Revenues									
Abatements	\$ (53,221)	\$ -	\$ (53,221)	#DIV/0!	\$ -	\$ 53,221	\$ (68,358)	\$ -	\$ -
Contributions	43,325	43,325	-	0.00%	201,450	158,125	44,753	46,488	48,138
Miscellaneous Revenue	-	-	-	#DIV/0!	-	-	-	-	-
Property Taxes	521,510	442,281	79,229	17.91%	552,059	30,549	3,247,217	3,253,565	3,290,445
Reserve/Capital/Liquidity Interest	2,297	464	1,833	395.14%	2,000	(297)	2,271	561	921
Specific Ownership Taxes	16,001	42,009	(26,008)	-61.91%	85,587	69,586	73,485	69,895	74,333
Total Revenues	529,912	528,079	1,833	0.35%	841,096	311,184	3,299,368	3,370,509	3,413,837
Debt Service									
2001/2011 Bonds - Gondola - Paid by contributions from TMVOA and TSG									
2001/2011 Bond Issue - Interest	43,325	-	43,325	#DIV/0!	86,650	43,325	44,753	46,488	48,138
2001/2011 Bond Issue - Principal	-	-	-	#DIV/0!	115,000	115,000	-	-	-
2005 Bonds - Telluride Conference Center - (refunding portio									
2005 Bond Issue - Interest	-	-	-	#DIV/0!	-	-	17,000	33,125	48,500
2005 Bond Issue - Principal	-	-	-	#DIV/0!	-	-	-	-	-
2006/2014 Bonds - Heritage Parking									
2014 Bond Issue - Interest	128,113	-	128,113	#DIV/0!	256,225	128,113	134,118	138,213	-
2014 Bond Issue - Principal	-	-	-	#DIV/0!	275,000	275,000	250,000	-	-
2007 Bonds - Water/Sewer (refunding 1997)									
2007 Bond Issue - Interest	-	-	-	#DIV/0!	-	-	44,756	87,413	122,800
2007 Bond Issue - Principal	-	-	-	#DIV/0!	-	-	-	-	-
2009 Bonds - Telluride Conference Center (refunding 1998 bo									
2009 Bond Issue - Interest	-	-	-	#DIV/0!	-	-	6,200	12,100	16,450
2009 Bond Issue - Principal	-	-	-	#DIV/0!	-	-	-	-	-
Total Debt Service	171,438	-	171,438	#DIV/0!	732,875	561,438	496,827	317,338	235,888
Surplus / (Deficit)	358,475	528,079	(169,604)	-32.12%	108,221		2,802,541	3,053,172	3,177,949
Operating Expenses									
Administrative Fees	250	250	-	0.00%	16,230	15,980	250	250	500
County Treasurer Collection Fees	14,065	15,069	(1,004)	-6.66%	6,250	(7,815)	95,410	97,685	98,744
Total Operating Expenses	14,315	15,319	(1,004)	-6.56%	22,480	8,165	95,660	97,935	99,244
Surplus / (Deficit)	344,160	512,760	(168,600)	-32.88%	85,741		2,706,881	2,955,237	3,078,705
Other Sources and Uses									
Transfer (To) From General Fund	(16,001)	(42,009)	26,008	-61.91%	(85,587)	(69,586)	(280,923.76)	(69,895)	(74,333)
Transfer (To) From Other Funds (1)	-	-	-	#DIV/0!	-	-	-	-	-
Bond Premiums	-	-	-	#DIV/0!	-	-	-	-	-
Proceeds From Bond Issuance	-	-	-	#DIV/0!	-	-	-	-	-
Total Other Sources and Uses	(16,001)	(42,009)	26,008	-61.91%	(85,587)	(69,586)	(280,924)	(69,895)	(74,333)
Surplus / (Deficit)	\$ 328,159	\$ 470,751	\$ (142,592)	-30.29%	\$ 154		\$ 2,425,957	\$ 2,885,342	\$ 3,004,372
Beginning Fund Balance	\$ 450,278	\$ 450,278	\$ -						
Ending Fund Balance	\$ 778,437	\$ 921,029	\$ (142,592)						

TOWN OF MOUNTAIN VILLAGE
 Account Number: 1AB22317

Statement Ending:

Portfolio Holdings *Security positions held with Wells Fargo Bank N.A.*

Security ID	Description	Maturity Date	Coupon	Current Par / Original Par	Market Price*	Market Value	Original Par Pledged**	Callable
Bonds USD								
3133EGBG9	FEDERAL FARM CREDIT BANK	08/23/18	1.000%	250,000.000	99.9359	249,839.75		Y
912828L40	UNITED STATES TREASURY NOTE	09/15/18	1.000%	250,000.000	99.8808	249,701.91		
313397H46	FREDDIE MAC DISCOUNT NT	09/27/18	0.000%	250,000.000	99.6960	249,240.00		N
912828RH5	UNITED STATES TREASURY NT	09/30/18	1.375%	250,000.000	99.8980	249,745.00		
313383WE7	FEDERAL HOME LOAN BANK	11/26/18	1.800%	250,000.000	99.8927	249,731.75		N
3134GAZU1	FREDDIE MAC	12/14/18	1.200%	250,000.000	99.6662	249,165.50		Y
912828N22	UNITED STATES TREASURY NOTE	12/15/18	1.250%	250,000.000	99.6706	249,176.58		
3136G3AG0	FANNIE MAE	02/26/19	1.200%	250,000.000	99.3536	248,384.00		Y
3130AAW79	FEDERAL HOME LOAN BANK	03/20/19	1.350%	250,000.000	99.4055	248,513.75		Y
912828C65	UNITED STATES TREASURY NOTE	03/31/19	1.625%	250,000.000	99.5547	248,886.72		
3134G9MU8	FREDDIE MAC	05/24/19	1.300%	250,000.000	99.1126	247,781.50		Y
3136G3MC6	FANNIE MAE	05/24/19	1.200%	250,000.000	99.0341	247,585.25		Y
3130ACJ96	FEDERAL HOME LOAN BANK	06/28/19	1.500%	250,000.000	99.1524	247,881.00		Y
3130ABQ58	FEDERAL HOME LOAN BANK	07/26/19	1.500%	250,000.000	99.1247	247,811.75		Y
912828WW6	UNITED STATES TREASURY NOTE	07/31/19	1.625%	250,000.000	99.1680	247,919.92		
3130A8Y72	FEDERAL HOME LOAN BANK	08/05/19	0.875%	250,000.000	98.4230	246,057.50		N
3130A6GD3	FEDERAL HOME LOAN BANK	09/25/19	1.500%	250,000.000	98.8110	247,027.50		Y
3134GBJ52	FREDDIE MAC	09/27/19	1.500%	250,000.000	98.8062	247,015.50		Y
3134GBM33	FREDDIE MAC	09/27/19	1.500%	250,000.000	98.8062	247,015.50		Y
3130ACLX0	FEDERAL HOME LOAN BANK	10/30/19	1.625%	250,000.000	98.8942	247,235.50		Y
3134G9KW6	FREDDIE MAC	11/26/19	1.350%	250,000.000	98.3867	245,966.75		Y
3130ACRR7	FEDERAL HOME LOAN BANK	11/27/19	1.720%	250,000.000	98.7790	246,947.50		Y
3133EJCN7	FEDERAL FARM CREDIT BANK	02/14/20	2.070%	250,000.000	99.1832	247,958.00		N
3134G9AY3	FREDDIE MAC	04/28/20	1.350%	250,000.000	97.7688	244,422.00		Y
3130ACLU6	FEDERAL HOME LOAN BANK	04/30/20	1.750%	250,000.000	98.4384	246,096.00		Y
3130ACN83	FEDERAL HOME LOAN BANK	05/15/20	1.700%	250,000.000	98.2092	245,523.00		Y
3130ADLZ3	FEDERAL HOME LOAN BANK	05/27/20	2.250%	250,000.000	99.0519	247,629.75		Y
3130ADDM1	FEDERAL HOME LOAN BANK	07/30/20	2.100%	250,000.000	98.6808	246,702.00		Y
3133EJPC7	FEDERAL FARM CREDIT BANK	12/15/20	2.720%	250,000.000	99.7527	249,381.75		Y
3134GSAP0	FREDDIE MAC	12/21/20	2.080%	250,000.000	98.2615	245,653.75		Y
3130ADFA5	FEDERAL HOME LOAN BANK	02/12/21	2.300%	250,000.000	98.2667	245,666.75		Y
3133EGAZ8	FEDERAL FARM CREDIT BANK	02/17/21	1.580%	250,000.000	96.8784	242,196.00		Y

Portfolio Holdings (Continued) *Security positions held with Wells Fargo Bank N.A.*

Security ID	Description	Maturity Date	Coupon	Current Par / Original Par	Market Price*	Market Value	Original Par Pledged**	Callable
Bonds USD								
3133EJPD5	FEDERAL FARM CREDIT BANK	11/15/21	2.870%	250,000.000	99.5955	248,988.75		Y
				8,250,000.000		8,168,847.88	0.00	

*See important information regarding security pricing on Page 2.

**Total amount that is pledged to or held for another party or parties. Refer to the Pledge Detail Report for more information.

Daily Account Activity

Your investment transactions during this statement period.

Transaction / Trade Date	Settlement / Effective Date	Activity	Security ID	Description	Par / Quantity	Price	Principal Amount	Income Amount	Debit / Credit Amount
Transaction Activity USD									
07/09/18	07/09/18	Received	912828L40	UNITED STATES TREASURY NOTE	250,000.00		0.00	0.00	0.00
07/09/18	07/09/18	Received	912828WW6	UNITED STATES TREASURY NOTE	250,000.00		0.00	0.00	0.00

Income / Payment Activity USD

Transaction / Trade Date	Settlement / Eff. Date	Activity	Security ID	Description	Debit Amount / Disbursements	Credit Amount / Receipts
07/26/18	07/26/18	Interest	3130ABQ58	FEDERAL HOME LOAN BANK		1,875.00
07/30/18	07/30/18	Interest	3130ADDM1	FEDERAL HOME LOAN BANK		2,625.00
07/31/18	07/31/18	Interest	912828WW6	UNITED STATES TREASURY NOTE		2,031.25

Cash Activity USD

Transaction / Trade Date	Settlement / Eff. Date	Activity	Description	Debit Amount / Disbursements	Credit Amount / Receipts
07/09/18	07/09/18	Journal	AUTO SK SETTLEMENT	250,387.65	
07/09/18	07/09/18	Journal	AUTO SK SETTLEMENT	250,085.14	

Money Market Fund Activity

Transaction Date	Activity	Shares	Price	Market Value (\$)	Dividend Amount	Share Balance
WF Gov I 1751						
			Dividend earned this period	7 day* simple yield	30 day* simple yield	
*As of July 31, 2018						
USD			3,045.66	1.770%	1.770%	
Beginning Balance						
			1.0000	2,394,111.67		2,394,111.67

Money Market Fund Activity (Continued)

Transaction Date	Activity	Shares	Price	Market Value (\$)	Dividend Amount	Share Balance
07/09/18	Redemption	(500,472.79)		(500,472.79)		1,893,638.88
07/26/18	Purchase	1,875.00		1,875.00		1,895,513.88
07/30/18	Purchase	2,625.00		2,625.00		1,898,138.88
07/31/18	Purchase	2,031.25		2,031.25		1,900,170.13
07/31/18	Reinvest	3,045.66			3,045.66	1,903,215.79
	Ending Balance		1.0000	1,903,215.79		1,903,215.79

2018 Financial Planning Management Summary* - Qtr 2

* This summary is a combined town revenue and expenditure summary not prepared in accordance with governmental budgeting and accounting standards, but rather to provide a summary look at the actual revenue and expenditures with debt service allocated to the appropriate fund or operation.

	Governmental Funds				Enterprise (Business-Type) Funds							Governmental Pass Through Funds Special Revenue Funds					
	General Fund	Vehicle Acquisition	Debt Service Fund	Capital Projects	Parking Services	Water/Sewer	Broadband	TCC	VCA	Affordable Housing Development Fund and Mortgage Assistance	Child Development Fund	Total	Percentage of Total	Tourism	Historical Museum	Gondola	
Inflows																	
Revenues	\$ 7,153,113	\$ -	\$ -	\$ -	\$ 195,635	\$ 1,428,954	\$ 1,050,217	\$ -	\$ 1,191,200	\$ 6,810	\$ 279,124	\$ 11,305,053		\$ 1,597,255	89,713	\$ 2,700,912	\$ 15,692,933
Debt Service Income																	
Property Tax (Income)	-	-	16,001	-	468,289	-	-	-	-	-	-	484,290		-	-	-	484,290
Other Income	-	-	-	-	2,297	-	-	-	2,044	-	-	4,341		-	-	43,325	47,666
Total Debt Service Income	-	-	16,001	-	470,586	-	-	-	2,044	-	-	488,631		-	-	43,325	531,956
Inflow Subtotal (Revenues)	7,153,113	-	16,001	-	666,221	1,428,954	1,050,217	-	1,193,244	6,810	279,124	11,793,684		1,597,255	89,713	2,744,237	16,224,889
Other Sources and Uses (Inflows)																	
Interfund Transfers In	300,385	251,938	-	19,724	-	-	-	102,882	-	274,646	42,926	992,501		-	-	-	992,501
Tap Fees	-	-	-	-	-	47,324	-	-	-	-	-	47,324		-	-	-	47,324
Sale of Assets	15,378	3,999	-	-	-	-	-	-	-	-	-	19,377		-	-	-	19,377
Other Sources and Uses (Inflows) Total	315,763	255,937	-	19,724	-	47,324	-	102,882	-	274,646	42,926	1,059,202		-	-	-	1,059,202
Total Inflows	7,468,876	255,937	16,001	19,724	666,221	1,476,278	1,050,217	102,882	1,193,244	281,456	322,050	12,852,886		1,597,255	89,713	2,744,237	17,284,091
Outflows																	
Operating Expense																	
Cable, Phone, and Internet Service Delivery Costs	-	-	-	-	-	-	541,658	-	-	-	-	541,658	7.59%	-	-	-	541,658
Consulting, Contract Labor, Professional Services	85,684	-	-	-	-	-	-	-	22,203	-	560	108,447	1.52%	-	-	3,605	112,052
Dues, Fees, and Licenses	43,890	-	-	-	5,400	1,100	817	46,293	30,688	18,303	364	146,855	2.06%	-	1,796	10,748	159,399
Environmental Projects	-	-	-	-	-	-	-	-	-	-	-	-	0.00%	-	-	-	-
Equipment and Vehicle Maintenance	54,624	-	-	-	-	14,829	14,147	4,717	3,244	-	-	91,561	1.28%	-	-	83,955	175,516
Fuel (Vehicles)	65,385	-	-	-	566	2,032	1,665	-	1,613	-	145	71,406	1.00%	-	-	3,178	74,584
Funding Support to Other Agencies/Programs	67,850	-	-	-	-	-	-	-	-	50,000	22,598	140,448	1.97%	748,536	87,917	-	976,901
Government Buildings and Facility Expense	48,672	-	-	-	22,521	2,170	981	1,872	50,924	9,517	21,659	158,316	2.22%	-	-	23,214	181,530
Information Technology	180,245	-	-	-	1,889	-	31,847	-	6,720	-	-	220,701	3.09%	-	-	-	220,701
Legal Services	203,322	-	-	-	-	10,137	-	-	5,187	716	-	219,362	3.07%	-	-	1,312	220,674
Marketing, Public Communications, and Regional Promotion	64,440	-	-	-	11,289	-	29	50,000	-	-	-	125,758	1.76%	815,590	-	-	941,348
Other Expenses	328,857	-	-	-	7,916	-	-	-	2,828	278,303	2,223	620,127	8.69%	-	-	29,334	649,461
Personnel Expense	2,493,823	-	-	-	58,486	249,306	190,660	-	203,258	-	261,332	3,456,865	48.45%	-	-	1,370,808	4,827,674
Property Insurance	102,595	-	-	-	-	15,265	4,039	-	56,045	-	-	177,944	2.49%	-	-	31,747	209,691
Road, Bridge, and Parking Lot Paving, Striping, and Repair	18,248	-	-	-	1,773	-	-	-	382	-	-	20,403	0.29%	-	-	-	20,403
Supplies, Parts and Materials	67,356	-	-	-	2,732	22,723	2,178	-	45,953	-	6,610	147,552	2.07%	-	-	128,901	276,453
Travel, Education, and Conferences	32,178	-	-	-	-	2,704	1,343	-	1,453	-	1,128	38,806	0.54%	-	-	14,214	53,020
Utilities-W/S, Electric, Natural Gas, Internet, Communications	207,561	-	-	-	12,462	185,921	12,420	-	197,523	684	5,431	622,002	8.72%	-	-	186,861	808,863
Water/Sewer Service Delivery	-	-	-	-	-	226,860	-	-	-	-	-	226,860	3.18%	-	-	-	226,860
Total Expense	4,064,730	-	-	-	125,034	733,047	801,784	102,882	628,020	357,523	322,050	7,135,070	100.00%	1,564,126	89,713	1,887,877	10,676,787
Capital and Major Repairs	55,555	197,797	-	19,724	5,615	197,731	4,922	-	105,822	-	-	587,166		-	-	786,465	1,373,631
Debt Service Expense																	
Principal/Interest	-	-	-	-	128,113	-	-	-	196,729	-	-	324,842		-	-	43,325	368,167
County Treasurer and Trustee Fees	-	-	-	-	14,315	-	-	-	-	-	-	14,315		-	-	-	14,315
Total Debt Service Costs	-	-	-	-	142,428	-	-	-	196,729	-	-	339,157		-	-	43,325	382,482
Outflows (Expenses) Subtotal	4,120,285	197,797	-	19,724	273,077	930,778	806,706	102,882	930,571	357,523	322,050	8,061,393		1,564,126	89,713	2,717,667	12,432,900
Other Sources and Uses (Outflows)																	
Interfund Transfers Out	692,116	-	16,001	-	15,212	76,203	78,629	-	54,641	-	-	932,802		33,129	-	26,570	992,501
Other	-	-	-	-	-	-	-	-	-	-	-	-		-	-	-	-
Other Sources and Uses Total (Outflows)	692,116	-	16,001	-	15,212	76,203	78,629	-	54,641	-	-	932,802		33,129	-	26,570	992,501
Total Outflows	4,812,401	197,797	16,001	19,724	288,289	1,006,981	885,335	102,882	985,212	357,523	322,050	8,994,195		1,597,255	89,713	2,744,237	13,425,401
Net Budget Surplus (Deficit)	2,656,475	58,140	-	-	377,932	469,297	164,882	-	208,032	(76,067)	-	3,858,691		-	-	-	3,858,690
Outstanding Debt (end of year)	\$ -	\$ -	\$ -	\$ -	\$ 7,110,000	\$ -	\$ -	\$ -	\$ 12,275,527	\$ -	\$ -	\$ 19,385,527		\$ -	\$ -	\$ 2,255,000	\$ 21,640,527

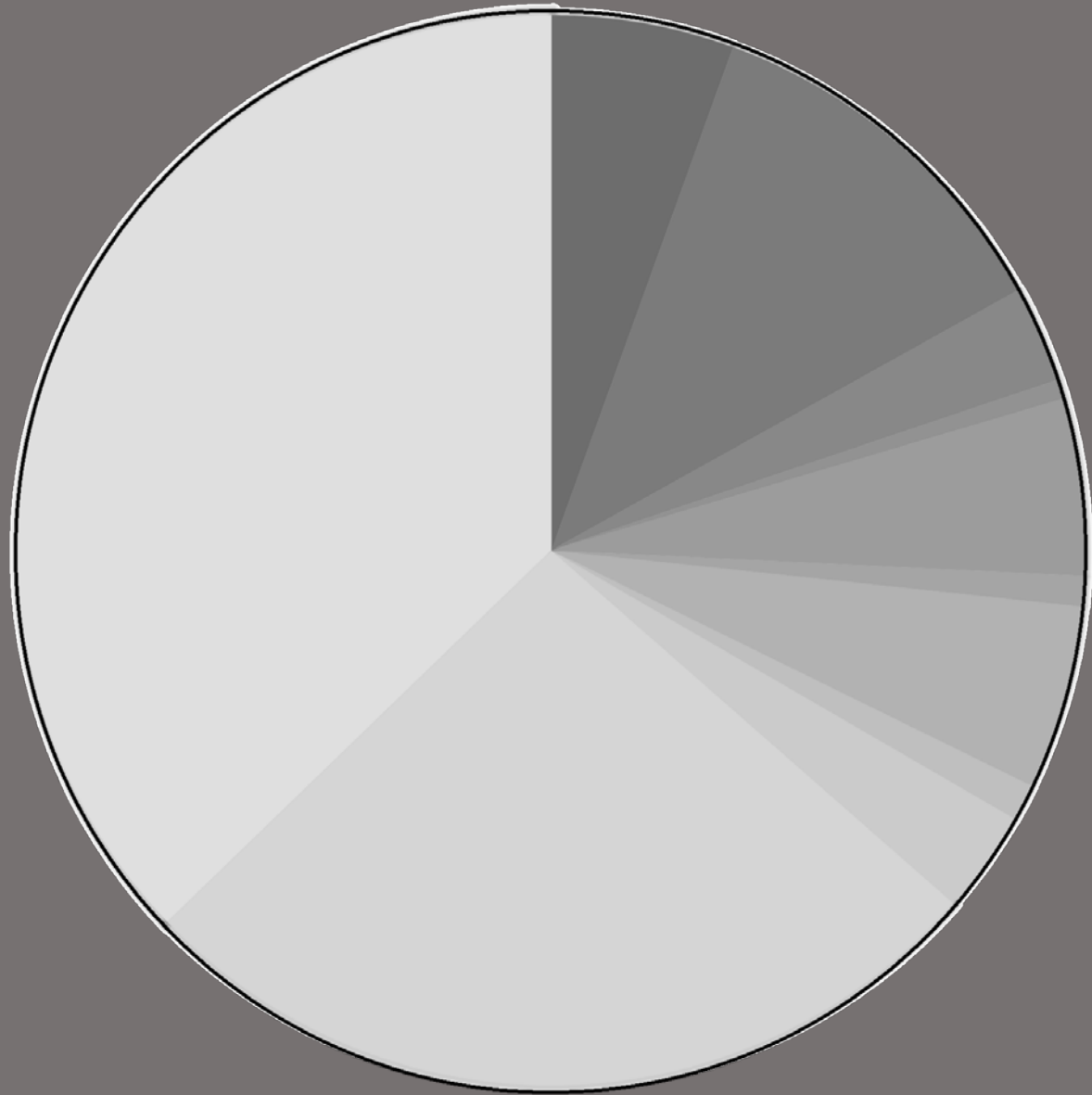


Telluride Tourism Board Quarterly Update 16 August 2018



STR TAX CONCEPT

TOWN OF TELLURIDE



COMP SET ANALYSIS

\$5,000	\$5,882	\$5,565	\$5,490	\$5,400	\$5,632
\$10,000	\$11,765	\$11,130	\$10,980	\$10,800	\$11,265
\$20,000	\$23,530	\$22,260	\$21,960	\$21,600	\$22,530
\$50,000	\$58,825	\$55,650	\$54,900	\$54,000	\$56,325
\$75,000	\$88,237	\$83,475	\$82,350	\$81,000	\$84,487
\$100,000	\$117,650	\$111,300	\$109,800	\$108,000	\$112,650
\$150,000	\$176,475	\$166,950	\$164,700	\$162,000	\$168,975

ALL FOR ONE, AND ONE FOR ALL

Popular catchphrase that means one person represents all, and that all must do everything for one. Put simply, means true brotherhood.

TELLURIDE
LODGING

RECEIPT REVIEW

Room	7,000.00
Telluride Tax	315.00
San Miguel Tax	70.00
CO State Tax	203.40
Lodging Tax	140.00
Excise Tax	140.00
SMART - RTA Tax	17.50
TOTAL TAXES	865.50

.....
TOTAL SALE 7,885.50

PLEASE RETAIN YOUR RECEIPT



TELLURIDE
LODGING

Room	7,000.00
Telluride Tax	315.00
San Miguel Tax	70.00
CO State Tax	203.40
Lodging Tax	140.00
Excise Tax	140.00
SMART - RTA Tax	17.50
Excise Tax	350.00
TOTAL TAXES	1,235.50

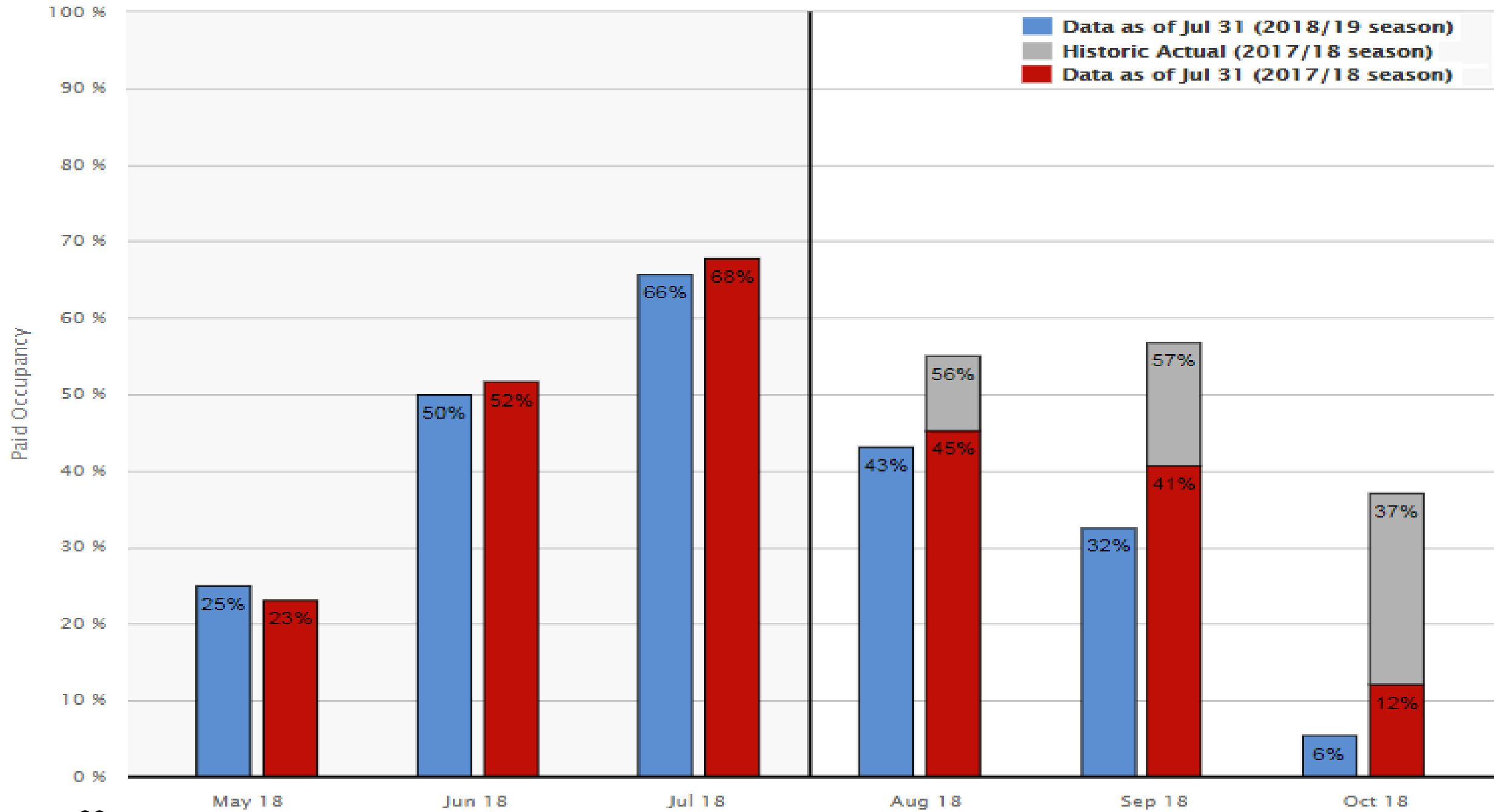
.....
TOTAL SALE 8,235.50

PLEASE RETAIN YOUR RECEIPT



WINTER SEASON HEATMAP





CREATIVE TREK



Brands Endure. Marketing Shifts.

Understanding the fundamental differences and the interrelationship between the brand and marketing will ensure making smart investments in the short term and plan for long-term success.

A quick search on these two terms serves up a range of metaphors, analogies and definitions:

Branding is strategic. Marketing is tactical.

Branding is pull. Marketing is push.

Branding is who you are. Marketing is how you sell it.

These descriptions reveal differences but also allude to the inherent relationship.

Branding should precede and underlie all marketing efforts.

The Power of Building a 'Passion' Brand

“Passion brands” speak to consumers on a deeper level and will inspire them to have a real relationship with the brand based not on transactional value but on emotional value.

This thought is based on the work of Mr. Richard Thaler who won the Nobel Prize in economics for his theory of predictable irrationality. In short, people often act in irrational manners, guided mainly by their emotions and instincts and not objective criteria.

While this may seem like common knowledge, Thaler’s research was significant in that nearly all decisions are made this way, even if the person feels that they are being rational and considerate. This translates well to marketing.

Even when people think they may be immune to advertising, making only objective decisions based on evidence, people can still be swayed by emotional appeal.

A black and white photograph of a birch forest. The trees have characteristic white bark with dark lenticels. The ground is covered in a light layer of snow or frost. A semi-transparent dark grey triangle is overlaid on the center of the image, containing a quote in white text.

“People will forget what you said;
people will forget what you did;
but people will never forget how you made them feel.”

Maya Angelou

THE ISSUE: A SEA OF SAMENESS





OUTSIDE PERSPECTIVE
BEGINS WITH THREE FEET OF POWDER

WIN \$500 TOWARD YOUR WINTER VACATION >



TEACH ME TO WONDER.


STAY LONGER SAVE MORE



STAY & SKI PACKAGES | **SAVE UP TO 30%** + **USD EXCHANGE RATE** | **BOOK NOW**



REFRESH YOUR VIEW.

SKI #1 OVERALL RESORT 2016

SEARCH LIFT TICKETS >

GO BEYOND.

SKI, SPA, SNOWCAT AND MORE

\$59 / DAY

BOOK NOW >

BUY 4 GET 1 FREE TICKETS, LODGING & RENTALS



BOOK NOW

FIVE STAR ON-MOUNTAIN DINING




SKI SEASON IS HERE

EXPLORE NOW >

No lines but the ones I carve





OUTSIDE PERSPECTIVE
BEGINS WITH THREE FEET OF POWDER

GLACIER COUNTRY MONTANA

WIN \$500 TOWARD YOUR WINTER VACATION >



TEACH ME TO WONDER.

VISIT IDAHO

STAY LONGER SAVE MORE



WHISTLER.COM

STAY & SKI PACKAGES | **SAVE UP TO 30%** + **USD EXCHANGE RATE** | **BOOK NOW**

WHISTLER.COM

REFRESH YOUR VIEW.



DISCOVER TAOS **TAOS**

liftopia




WHISTLER BLACKCOMB

Find out why Whistler Blackcomb stands above the rest.

SKI #1 OVERALL RESORT 2016

SEARCH LIFT TICKETS >

GO BEYOND.



SKI, SPA, SNOWCAT AND MORE

\$59 / DAY

BOOK NOW >

WINTER PARK RESORT

ASPEN SNOWMASS.

BUY 4 GET 1 FREE TICKETS, LODGING & RENTALS



BOOK NOW

FIVE STAR ON-MOUNTAIN DINING



VAIL Like nothing on earth.™

TELLURIDE

START PLANNING



LIFE UTAH ELEVATED 46



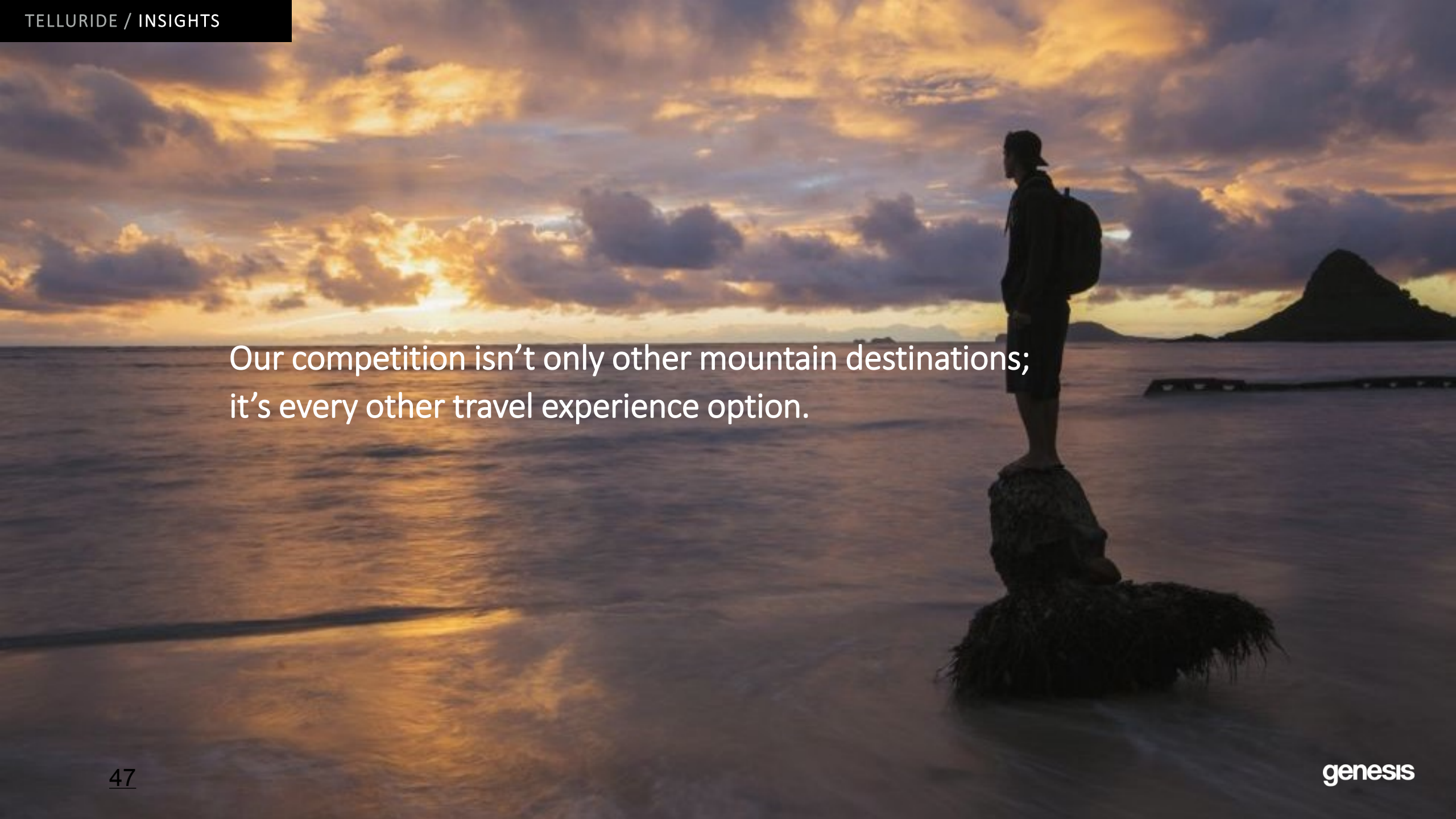
SKI SEASON IS HERE

EXPLORE NOW >

No lines but the ones I carve



MON
WAT

A silhouette of a person with a backpack standing on a rock in the ocean at sunset. The person is looking out over the water towards a large, rounded mountain peak in the distance. The sky is filled with dramatic, golden and purple clouds, and the sun is low on the horizon, creating a strong reflection on the water's surface. The overall mood is serene and contemplative.

Our competition isn't only other mountain destinations;
it's every other travel experience option.

THE CREATIVE

QUESTIONS

Telluride Tourism Board

Board of Directors

Greg Pack, Chairman

Penelope Gleason, Vice Chairman

Kevin Jones, Treasurer

Frank Ruggeri, Secretary

Clare Afman

Dan Jansen

Albert Roer

THANK YOU





To: Mayor and Town Council
From: Jim Loebe and Kim Montgomery
For: August 16th, 2018 Town Council Meeting
Date: August 10th, 2018
Re: Bluegrass Parking Work Session

With the 2014-2018 bluegrass parking agreement expiring this year, Town staff has been approached by festival organizers to see what options are available for a renewal. Planet Bluegrass is aware that the issue of on-street parking is contentious and over the past year have made several trips to Mountain Village to engage council and look at other options for overflow parking. After a thorough evaluation, Mountain Village on-street parking remains the only convenient, high-capacity location. This would be the only festival or event to which the Town extends an on-street parking privilege.

Staff, in consultation with Mayor Benitez, recently presented Planet Bluegrass with updated terms for a new Facilities Use Agreement which includes the continuation of on-street parking, pending the approval of council. The only substantial change to the existing agreement would be a 150% increase in the head-tax from \$1.00 to \$2.50 per day/per ticket which would generate approximately \$100,000 in revenue for the Town. The additional revenue would be earmarked for GPG expansion with the goal of ending on-street parking once the expansion is complete.

Other terms include:

- 5-year term effective 2019-2023
- Continued FirstGrass concert on the Wednesday of the festival
- Upgraded VIP porta potties for FirstGrass

If council is favorably disposed to the terms of this agreement, staff will draft an agreement for consideration at the September regular council meeting.

**AGREEMENT BETWEEN THE TOWN OF MOUNTAIN VILLAGE AND TELLURIDE
BLUEGRASS FESTIVAL, INC., REGARDING THE PRODUCTION OF THE
BLUEGRASS FESTIVAL FOR 2014 THROUGH 2018**

THIS AGREEMENT (the "Agreement") is made and entered into on this 27th day of March, 2014, by and between the Town of Mountain Village, a municipal corporation and political subdivision of the State of Colorado (the "Town"), and Telluride Bluegrass Festival, Inc., a Colorado corporation ("Producer"), and regards the production of the Telluride Bluegrass Festival ("Festival") for the years 2014, 2015, 2016, 2017 and 2018.

RECITALS

- A.** The Town owns and operates various infrastructure within the Town of Mountain Village, including but not limited to roads, parking structures and a gondola transportation system (the "Gondola") (collectively, the "Town Facilities").
- B.** Producer owns and operates the Festival in the Town of Telluride, which is generally scheduled for the third weekend in June of each calendar year.
- C.** The Town of Telluride is immediately adjacent to the Town and is connected via the Gondola.
- D.** Producer and the Town desire to have patrons of the Festival utilize the Town Facilities during the Festival.
- E.** The Town has determined that it is in its best interest to allow Festival patrons to utilize the Town Facilities according to the terms and conditions of this Agreement.

NOW THEREFORE, in consideration of the mutual covenants and conditions contained herein, the parties agree as follows:

1. **Producer Commitment.** Producer agrees to use its absolute best efforts to produce the Festival in a world-class manner during the term of this Agreement with specific regard to generating the lodging demand attributable to the Festival and Producer's effort and investment.
2. **Use of Facilities for Parking.** Festival patrons shall be allowed to use various Town Facilities during the Festival, including the Gondola Parking Garage and right-of-way along Upper Mountain Village Boulevard to the Bridge Number 68 and other streets as generally illustrated on Exhibit A, with certain areas posted "No Parking." Town staff will assist Producer's parking staff with a plan to align parking that maximizes pedestrian use through the Village Center. The Town shall be responsible for managing the parking in the Gondola Parking Garage and street parking in such location and number of spaces as determined by the Town, in a manner generally consistent with Exhibit A, except that the Town's police department shall have the final determination of where parking shall occur in order to mitigate safety issue. Town staff and Producer's staff shall manage the parking in order to ensure full utilization while maintaining a sufficient supply of parking for residents and property owners within the Town.

The Town and Producer's parking attendants shall also advise Festival attendees of the Heritage Parking Garage ("HPG"). The Town shall determine the cost for daily and overnight parking in HPG. Producer shall provide a sufficient number of parking attendants, at Producer's sole cost and expense, in order to park Festival patrons in a safe and orderly manner and to ensure that parking does not occur outside of the designated parking areas. Parking attendants provided by Producer shall be subject to and abide by the direction of the Town's police department and code enforcement officers. Producer's parking attendants shall be on site from 8:00 a.m. until 3:00 a.m. Thursday through Sunday of the Festival in order to assist Festival patrons arriving and returning to their vehicles.

3. First Grass Concert. Producer shall provide a "free" concert, consistent with the level of the Bluegrass Music Festival in Sunset Plaza on the Wednesday prior to the Festival, from 5:00 p.m. - 8:00 p.m., to kick off the Festival. Producer shall be responsible for the cost of the band, stage, sound/lighting and advertising, which shall include, at minimum, 50 posted posters, advertisements on the Festival website, inclusion in any Festival programs and multiple email blasts beginning at least sixty (60) days prior to the First Grass Concert. The Town shall also assist with providing advertising for the event in such manner and amount as determined by the Town. Bluegrass shall be responsible for securing a license agreement from TSG, Ski and Golf, for the use of their open space at Sunset stage for the free concert.

4. Town Costs. Producer shall be responsible for collecting and remitting to the Town an admission fee of one dollar (\$1.00) per day per ticket from Festival attendees. Producer, at its option, may distribute up to sixteen hundred (1,600) complimentary tickets per day of the event for staff, performers, guests and concessionaires. No later than five (5) days after the event Producer shall certify in writing to Town a complete and accurate list of all wristbands distributed, sold, and voided, as verified by the Town of Telluride Finance Director, to establish the actual number of admissions.

5. Payment. Producer shall remit a deposit of twenty thousand dollars (\$20,000) sixty days prior to the event. Remainder of fee due will be remitted within thirty days after the event.

6. Fee for Parking. Producer shall be permitted to implement a plan to charge patrons for parking in the Gondola Parking Garage and on Mountain Village Boulevard (the "Parking Payment Plan"). The Parking Payment Plan shall include all the logistics necessary to charge for parking in a safe and efficient manner, including but not limited to identification cards, number of attendees, sequencing and safety measures. The Parking Payment Plan shall include an acknowledgment and understanding that anyone with a valid resident, property owner or employee issued parking pass shall not be charged for parking. The Parking Payment Plan shall be presented to the Town for approval of the plan at least one hundred and twenty (120) days prior to the Festival. In the event the Parking Payment Plan is not approved by the Town within sixty (60) days, such non-approval shall not terminate this Agreement or any of the obligations of the Producer under this Agreement. The non-approval of the Parking Payment Plan shall only preclude the Producer from charging to recoup costs.

7. Parking Plan Promotion. Producer agrees to communicate and support the Mountain Village parking strategy and plan in whatever means reasonably requested by the Town, said support to

include detailed descriptions on the Festival website as well as complete distribution of rules and maps in emails and the Festival “program.”

8. Gondola Operations. This Agreement does not address the possibility of extending the hours of the Gondola beyond its normal operating hours. Producer is encouraged to seek funding for extended Gondola operations from TMVOA, and the Gondola hours may be extended only upon the mutual agreement of the Town and Producer.

9. Bus and Porta-Potties. Producer hereby agrees to operate, at its own cost and expense, one (1) bus with a passenger capacity of 14-24 passengers during the Festival. The bus route and hours of operation shall be as determined by the Town. In addition, Producer agrees to provide, at its own cost and expense, three (3) porta-potties for use during the Festival at locations to be determined by the Town.

10. Insurance. Producer shall carry and maintain: (i) a policy of comprehensive general liability insurance with annual limits of at least \$1,000,000; (ii) a policy of worker’s compensation insurance with annual limits of at least \$1,000,000 for each accident; (iii) a policy of comprehensive automobile liability with annual, combined, single limits of at least \$1,000,000; and (iv) such other insurance as may be appropriate given the nature of the Festival. With respect to the general liability insurance carried pursuant to this Agreement, the Town shall be listed as an additional named insured. Producer shall furnish certificates acceptable to the Town that Producer has the foregoing insurance in effect at least thirty (30) days prior to the Festival for each calendar year.

11. Indemnification. The Town and Producer shall each defend, indemnify and hold harmless the other and its respective directors, officers, employees, successors and assigns from any expense, claim, action, liability, loss, damage or suit (including attorney’s fees and costs) arising out of, or in any way connected with the Festival and the Producer and the Festival patron’s use of the Town Facilities, injuries to Town and Producer’s employees, volunteers, Festival patrons and third parties and the Town and Producer’s performance under this License Agreement.

12. Communication. The parties acknowledge that parking during the Festival is a difficult task within the region, and each party agrees to actively communicate with the other party, San Miguel County and the Town of Telluride regarding parking and transportation prior to and during the Festival.

13. Term of Agreement. This Agreement shall run from the date of execution until thirty (30) days after the last day of the Festival in the year of 2018. This Agreement may be terminated by either party by giving the other party at least six months prior to the Festival, written notice of termination.

14. Assignment. This Agreement shall not be assignable by either party without the express written consent of the other party.

15. Attorney’s Fees. In the event of any dispute regarding this Agreement or the use of the Facilities, the prevailing party shall be entitled to costs and reasonable attorney’s fees.

16. Complete Agreement. This Agreement expresses the full and complete understanding of the parties with respect to the terms and conditions set forth herein and supersedes all prior and contemporaneous proposals, agreements, representations and understandings and may not be contradicted by evidence of any prior or contemporaneous agreement. This Agreement shall be construed as to its fair meaning and not strictly for or against either party. The headings hereof are descriptive only and are not to be construed in interpreting the provisions hereof.

IN WITNESS WHEREOF, the parties have executed this Agreement, on the date first set forth above.

TOWN OF MOUNTAIN VILLAGE, a municipal corporation and political subdivision of the State of Colorado

By: 
DAN JANSEN, Mayor

TELLURIDE BLUEGRASS FESTIVAL, INC., a Colorado corporation

By: 
CRAIG FERGUSON, President

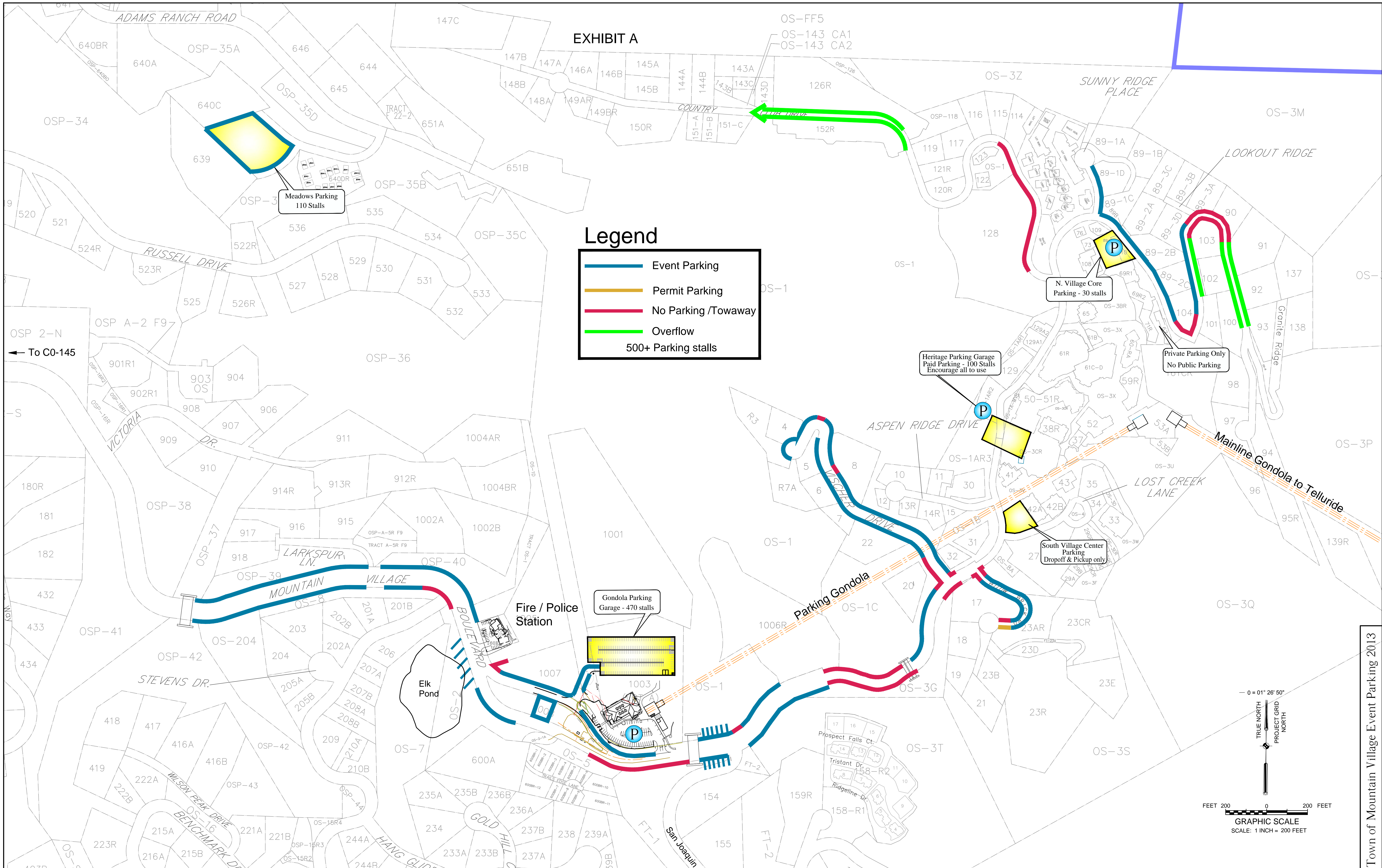
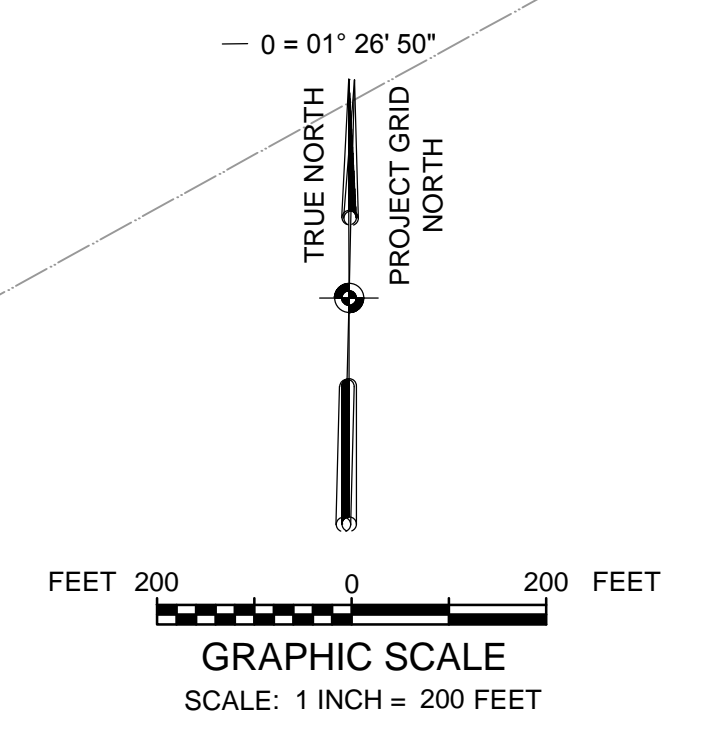


EXHIBIT A

Legend

- Event Parking
- Permit Parking
- No Parking /Towaway
- Overflow

500+ Parking stalls



DRAWN BY: RBC	<small>Disclaimer</small> This information is a product of the Mountain Village Geographic Information Systems (GIS) Department and is intended for the display of relative positions and locations only. Users of this information hereby recognize, acknowledge and agree that it is not a guaranteed accurate, legal or surveyed representation of land. Users assume all risk and responsibility for any and all direct and indirect damages, including consequential damages, that may flow from the use of this information. Users further recognize, acknowledge and agree that the Mountain Village GIS Department has not made any representations, warranties, or guarantees of any kind that this information is survey accurate or fit to be used or relied upon for any particular purpose.	REVISION	DATE	DESCRIPTION	BY	CHD
DESIGNED BY: DW						
CHECKED BY:						



Town of Mountain Village
Event Parking Plan

SCALE: 1" = 200'	JOB NO:	DATE: 6-15-13
SHEET NO:	1 of 1	

Town of Mountain Village Event Parking 2013

Memo

Agenda Item #12

To: Mayor and Town Council

From: J. David Reed

Date: August 9, 2018

Re: Initiative #108 – Just Compensation for Reduction in Fair Market Value by Government Law or Regulation

Agenda Item #12 is an informative discussion of Initiative #108, a proposed amendment to the Colorado Constitution. This initiative seeks to amend the state constitution to include just compensation for any government law or regulation deemed to reduce the fair market value of private property. While the proposed constitutional amendment is being supported by the Colorado Farm Bureau, it was drafted by, and the efforts to pass it, will continue to be paid for by certain sectors of the oil and gas industry. The expansive language of the initiative will significantly cost local governments, and more importantly our taxpayers, when any number of decisions are made like: zoning; land use; liquor, marijuana, and other forms of licensing; code enforcement; affordable housing initiatives; environmental protection, etc.. Switching just compensation requirements from a taking which covers damages (as is currently structured in our constitution) to “fair market value” (whatever this means) could spawn countless and expensive lawsuits over a myriad of basic local land-use decisions such as zoning or the siting of municipal facilities.

AGENDA ITEM #13

To: Town Council
From: Laila Benitez and Kim Montgomery
Re: Comprehensive Plan Public Benefits
Date: August 7, 2018

The Town adopted its Comprehensive Plan in June 2011 and subsequently amended it in March 2014 and June 2017. Among other things, the Comprehensive Plan sets forth a Public Benefits Table, “which provides the foundation for rezoning, subdivision or density transfer requests whereby the development and density listed for each parcel in a Subarea Development Table may be requested based on the provision of the specific proposed benefits listed”.

The Comprehensive Plan also states that the Town should “provide incentives and strive to achieve the public benefits in the Public Benefits Table, and other public benefits that further the Comprehensive Plan, so that these benefits are realized sooner rather than later and prior to the timing/trigger listed in the Public Benefits Table. Nothing will prohibit the provision of a public benefit prior to the timing/trigger listed in the Public Benefits Table. If a public benefit is provided earlier than the timing/trigger, then the entity providing the public benefit will be given credit for the provision of the public benefit in a subsequent, future development review”.

Over time, TSG SKI & GOLF, LLC (“TSG”) has provided the Town with various licenses, easements and other conveyances (the “TSG Provisions”) which the Town has requested and needed in order to provide certain municipal functions, amenities for residents, homeowners and guests.

TSG desires to have the Town acknowledge the TSG Provisions as “Public Benefits” pursuant to the Comprehensive Plan and for the Town to acknowledge these Public Benefits should be given credit as envisioned by the Comprehensive Plan. The Town may also wish to acknowledge the TSG Provisions as Public Benefits pursuant to the Comprehensive Plan and give TSG credit for the Public Benefits provided to the Town. However, the Town cannot assign any weight or value to the Public Benefits due to the nature of future land use applications as a quasi-judicial hearing, which requires that all determination of the value of public benefits be made at such time and in conjunction with the nature of the requests made in any future land use applications.

TSG has requested that the Town consider entering into an MOU to accomplish the goals set forth above. As part of this MOU, TSG and Town representatives will meet regularly to establish other Public Benefits that are of the highest importance to the community that can be provided by TSG and the MOU could be amended annually to recognize those Public Benefits as they are provided by TSG to the Town.



**PLANNING AND DEVELOPMENT SERVICES
DEPARTMENT**

455 Mountain Village Blvd.
Mountain Village, CO 81435
(970) 369-8250

Agenda Item No. 14

TO: Town Council

FROM: Michelle Haynes, Planning and Development Services Director

FOR: Meeting of August 16, 2018

DATE: August 7, 2018

RE: Executive Summary of Data from the Housing Needs Assessment on Village Court Apartments

INTRODUCTION

In conjunction with the Regional Housing Needs Assessment update, the Town of Mountain Village requested that the Economic and Planning Systems (EPS) also solicit Village Court Apartment (VCA) specific data to facilitate optimal unit configuration and needs for the Village Court Apartments expansion project envision by the Town Hall Subarea Plan.

EPS provided a series of slides illustrating the existing unit mixes and wait list data along with survey responses. The EPS powerpoint presentation is attached to this memo for you to review in detail.

ATTACHMENT

Powerpoint prepared by Economic and Planning Systems (EPS)

GENERAL SUMMARY OF VILLAGE COURT SURVEY DATA

- 46% of individuals on both wait lists are requesting 2 bedroom units
- VCA residents noted that ideally they would like 2.4 bedrooms and 1.7 bathrooms
- 79% of Village Court survey respondents live and work in the Mountain Village
- 67% of Village Court residents are either very satisfied or satisfied with their current residence
- 93% of VCA residents have lived there from 1 to more than 20 years
- 53% have lived at VCA from 1 up to 5 years
- Of those surveyed most intend to stay in the area for a long period of time (31% more than 20 years)
- VCA residents utilize the gondola for work the highest of all survey respondents - 2.3 days per week on average
- Of those that live at VCA, VCA was rated as the most desired rental units to live at (compared to Shandoka and Big Billies)
- 43% of VCA residents would pay less than \$100 and 51% would pay between \$100-\$199 for the combination of desired characteristics (like cutting commute time or commuting to work by alternative means like walking, bike or gondola to work)
- VCA residents responded that they would be willing to pay 10% for the following top items:
 - To have the ability to walk and/or bike to work

- Cut commute time in half
- 70% of VCA residents would be willing to pay 20% or more to achieve the categories listed below.
- The following items are deemed most important from the survey responses:
 - On-site wireless service
 - Views
 - Pets allowed
 - Near public transportation
- Of those dissatisfied:
 - 44% felt it was because of poor maintenance
 - 29% felt not applicable – they were satisfied with their residence
 - 27% felt overcrowding is the reason for dissatisfaction

STAFF ANALYSIS AND RECOMMENDATION

VCA facilitates residents to live and work in the same community, a value that is strongly supported by the survey results. Proximity to work and a short commute using alternative transportation (gondola, walk, bike) is also indicated as extremely important to our current VCA residents. Poor maintenance and overcrowding are the top two reasons for dissatisfaction at VCA currently, although 69% of VCA tenants who responded to the survey are either very satisfied or satisfied with their housing.

Two bedroom units are the most requested per the two wait lists and an ideal unit configuration is indicated to be a 2 bedroom 1 ½ or 2 bathroom unit.

RECOMMENDATION

The intent of this worksession is to share VCA Regional Housing Needs Assessment survey information and current data with the Town Council and community. Based upon the survey results and data, staff will move forward with a general concept to construct two bedroom and 1/1/2 to 2 bath units as a majority of the unit mix in the two new buildings.

We thank EPS for sharing the VCA housing needs assessment data in advance of their final report so that the town can continue moving forward with the VCA expansion project.

/mbh

VILLAGE COURT OVERVIEW

SAN MIGUEL COUNTY HOUSING NEEDS ASSESSMENT

VILLAGE COURT APARTMENTS

UNIT MIX AND PRICE

- 220 rental units & 2 day care units
- Studio: 78 units (\$680)
- 1 Bedroom: 78 (\$845)
- 2 Bedroom: 52 (\$1,040)
- 3 Bedroom: 12 (\$1,215)



VILLAGE COURT APARTMENTS

INCOME RESTRICTED UNITS

- Total of 90 income restricted units
- 42% restricted at 50% AMI
- 58% restricted at 60%
- Majority of 50% AMI units are studios
- Majority of 60% AMI units are a mix of studio, 1-bed, and 2-bed units

Unit	50% AMI	60% AMI	Total	% of Total
Studio	37	18	55	61.1%
1 Bedroom	1	14	15	16.7%
2 Bedroom	0	19	19	21.1%
3 Bedroom	0	1	1	1.1%
Total	38	52	90	100.0%
% of Total	42%	58%	100%	

Source: Village Court Apts; Economic & Planning Systems

\\EPSC02\Proj\173086-San Miguel Housing Needs Assessment\Data\173086-Affordable Housing Inventory.xlsx|T-I-Restricted

VILLAGE COURT APARTMENTS

WAITLISTS

- 48 transfer into units
- 70 households on the waitlist
- Majority (46%) of households on the waitlist for 2-bed units

Unit Type	Transfer into Unit		Waitlist	
	Amount	% of Total	Amount	% of Total
Studio	2	4%	7	10%
1 Bedroom	12	25%	18	26%
2 Bedroom	22	46%	32	46%
3 Bedroom	12	25%	13	19%
Total	48	100%	70	100%

Source: Village Court Apartments; Economic & Planning Systems

\\EPSDC02\Proj\173086-San Miguel Housing Needs Assessment\Data\173086-Affordable Housing Inventory.xlsxJT-Waitlist

VILLAGE COURT APARTMENTS

HOUSEHOLD TYPES

- 47% of all units are occupied by one person
- 25% of units are occupied by two people
- 25% of units have children
- Overall average household size of 1.82
- Average of 0.35 children per household

Households	Studio	1 Bedroom	2 Bedroom	3 Bedroom	Total	% of Total
With Children	6	13	32	4	55	25.0%
1 Person	61	36	4	3	104	47.3%
2 People	11	29	13	1	54	24.5%
3 People	0	0	3	0	3	1.4%
4 People	0	0	0	2	2	0.9%
5 People	0	0	0	1	1	0.5%
6 People	0	0	0	1	1	0.5%
Total	78	78	52	12	220	100.0%
Average HH Size	1.22	1.60	2.71	0.50	1.82	
Average # of Children	0.08	0.12	1.04	0.58	0.35	

Source: Village Court Apartments; Economic & Planning Systems

C:\Users\lrmorzel\Desktop\173086-Affordable Housing Inventory.xlsx\T-HH

VILLAGE COURT APARTMENTS

RACE/ETHNICITY

- 69% of units occupied by white households
- 23% of households occupied by Hispanic households
- 8.6% of households occupied by other race

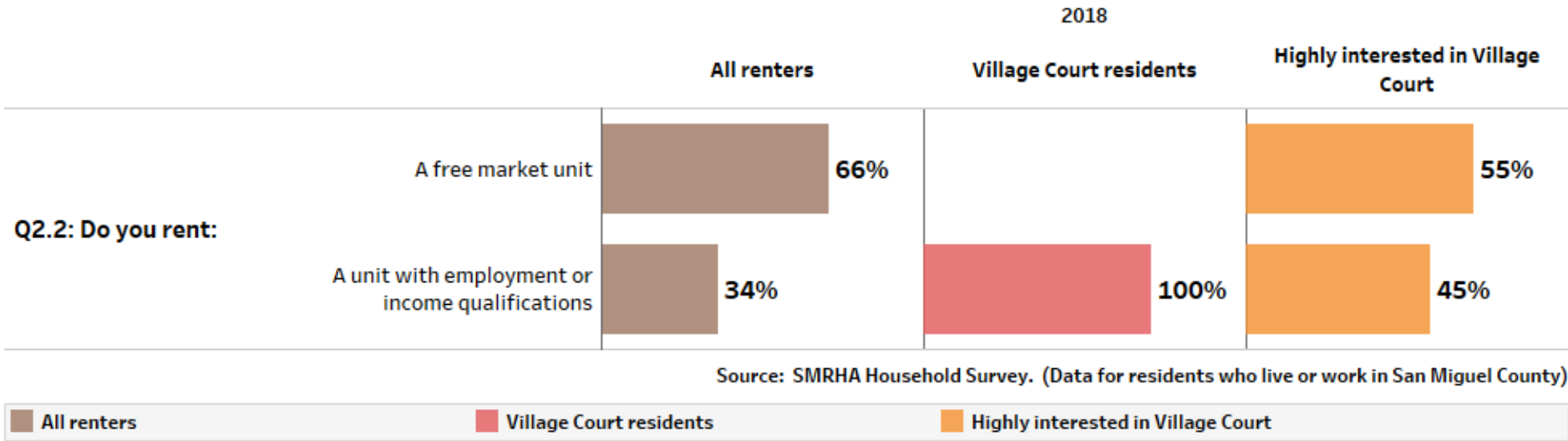
Race/Ethnicity	Studio	1 Bedroom	2 Bedroom	3 Bedroom	Total	% of Total
White	57	58	28	8	151	68.6%
Hispanic	15	12	20	3	50	22.7%
African American	0	4	0	1	5	2.3%
Asian	3	2	1	0	6	2.7%
Indian	2	2	3	0	7	3.2%
Hawaiian	1	0	0	0	1	0.5%
Total	78	78	52	12	220	100.0%

Source: Village Court Apartments; Economic & Planning Systems

C:\Users\tmorze\Desktop\173086-Affordable Housing Inventory.xlsx\T-Race

HOUSEHOLD SURVEY

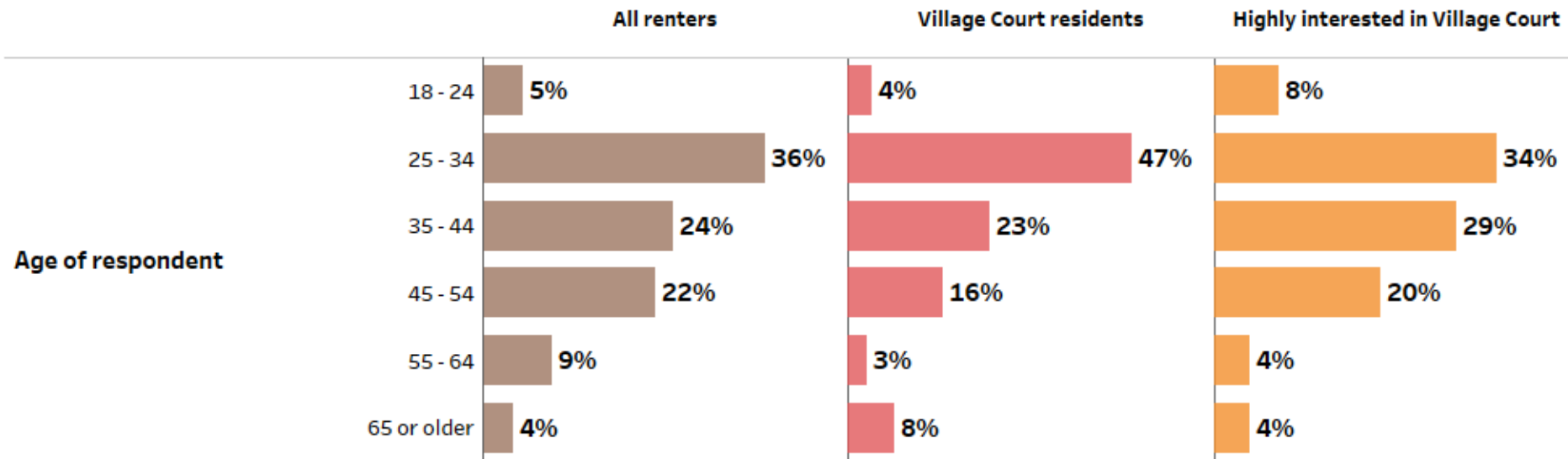
OVERALL CHARACTERISTICS AND SIZE OF RENTER POOL




HOUSEHOLD SURVEY

OVERALL CHARACTERISTICS AND SIZE OF RENTER POOL

2018

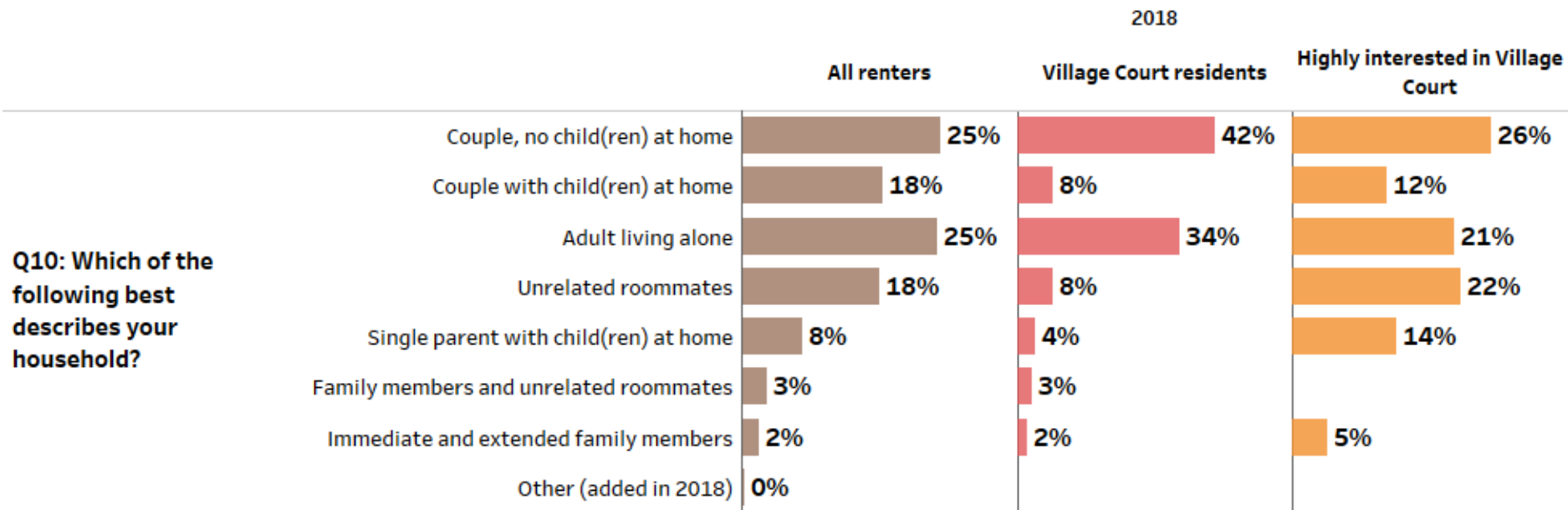


Source: SMRHA Household Survey. (Data for residents who live or work in San Miguel County)




HOUSEHOLD SURVEY

OVERALL CHARACTERISTICS AND SIZE OF RENTER POOL



Source: SMRHA Household Survey. (Data for residents who live or work in San Miguel County)



HOUSEHOLD SURVEY

OVERALL CHARACTERISTICS AND SIZE OF RENTER POOL

	All renters		Village Court residents		Highly interested in Village Court	
	WHERE OTHERS WORK	WHERE YOU WORK	WHERE OTHERS WORK	WHERE YOU WORK	WHERE OTHERS WORK	WHERE YOU WORK
Telluride	41%	69%	34%	38%	29%	53%
Mountain Village	27%	32%	56%	79%	39%	51%
Norwood	4%	9%			2%	14%
Other San Miguel County	3%	8%				8%
Ridgway	4%	9%	4%			17%
Lawson Hill	5%	9%	6%	11%		11%
Ilium, Ophir, Placerville, Sawpit	2%	7%	6%	11%		8%
Nucla / Naturita (added in 2018)		4%				3%
Montrose (added in 2018)		5%				3%
Ouray		3%				3%
Montrose	2%					
Other Ouray County	0%	3%				
Nucla / Naturita	3%					
Rico (added in 2018)		2%				
Rico						
Other	5%	3%			3%	3%

Q24: Where do you and other adults in your household work? (Check all that apply)

Source: SMRHA Household Survey. (Data for residents who live or work in San Miguel County)

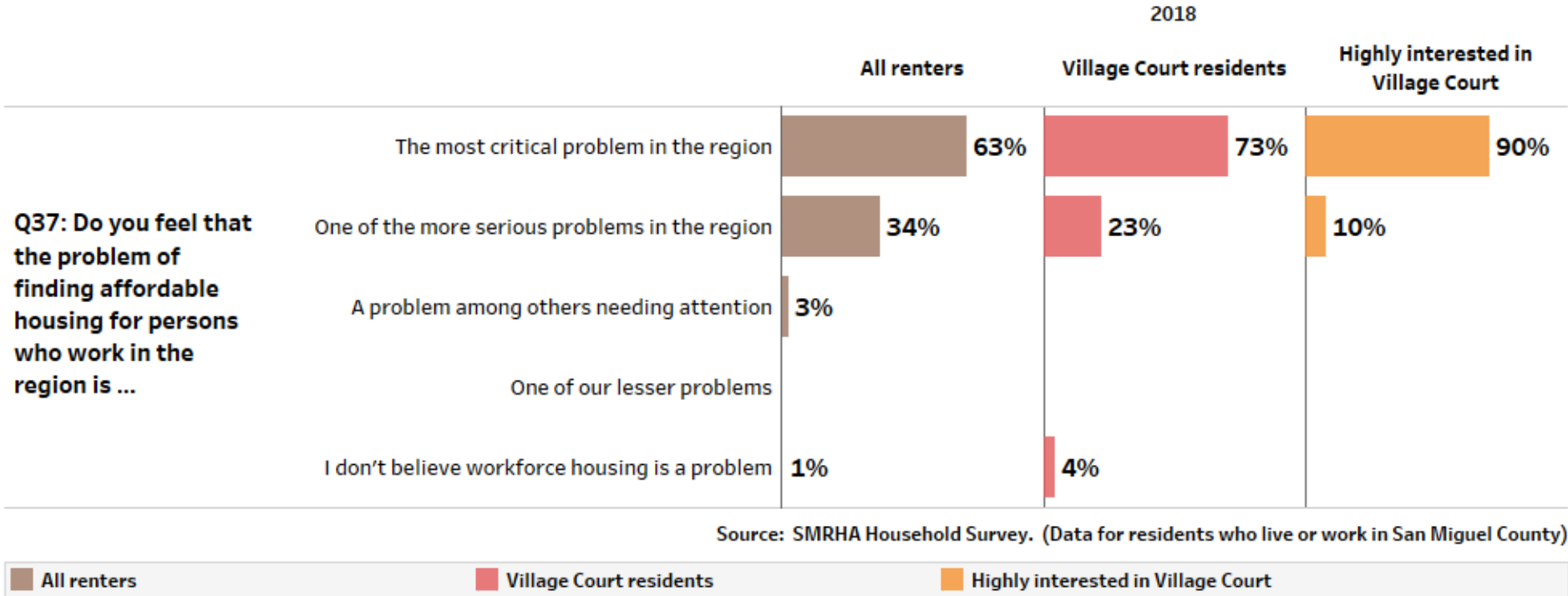
■ All renters

■ Village Court residents

■ Highly interested in Village Court

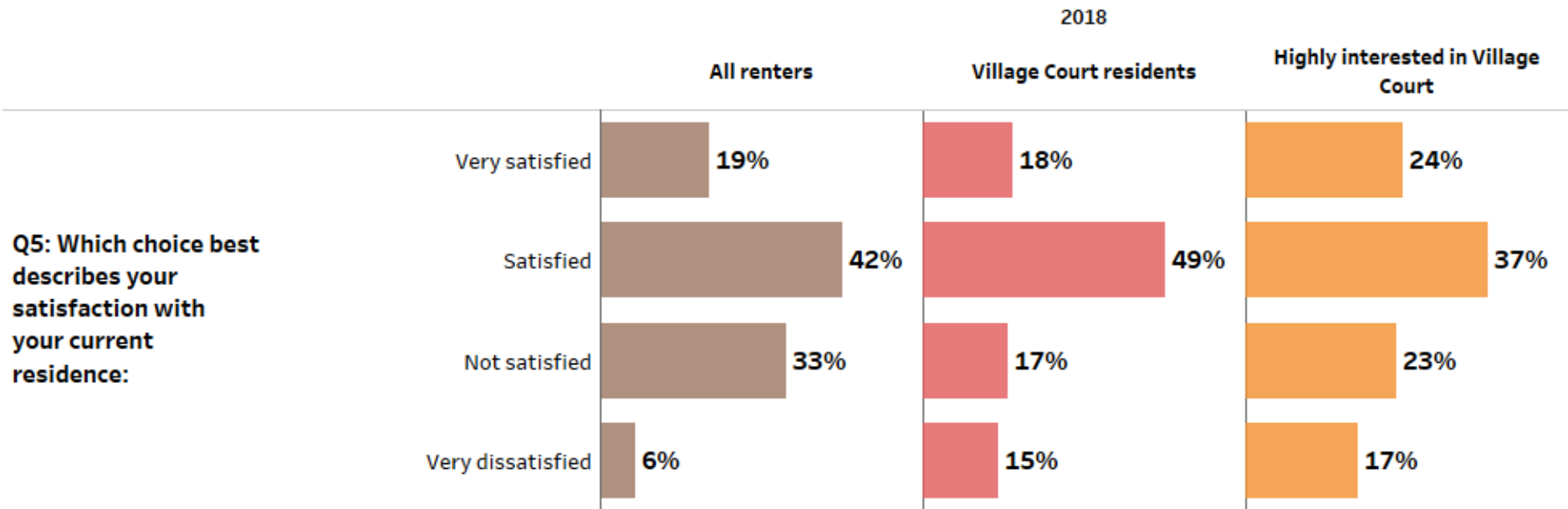
HOUSEHOLD SURVEY

OVERALL CHARACTERISTICS AND SIZE OF RENTER POOL




HOUSEHOLD SURVEY

SATISFACTION LEVELS

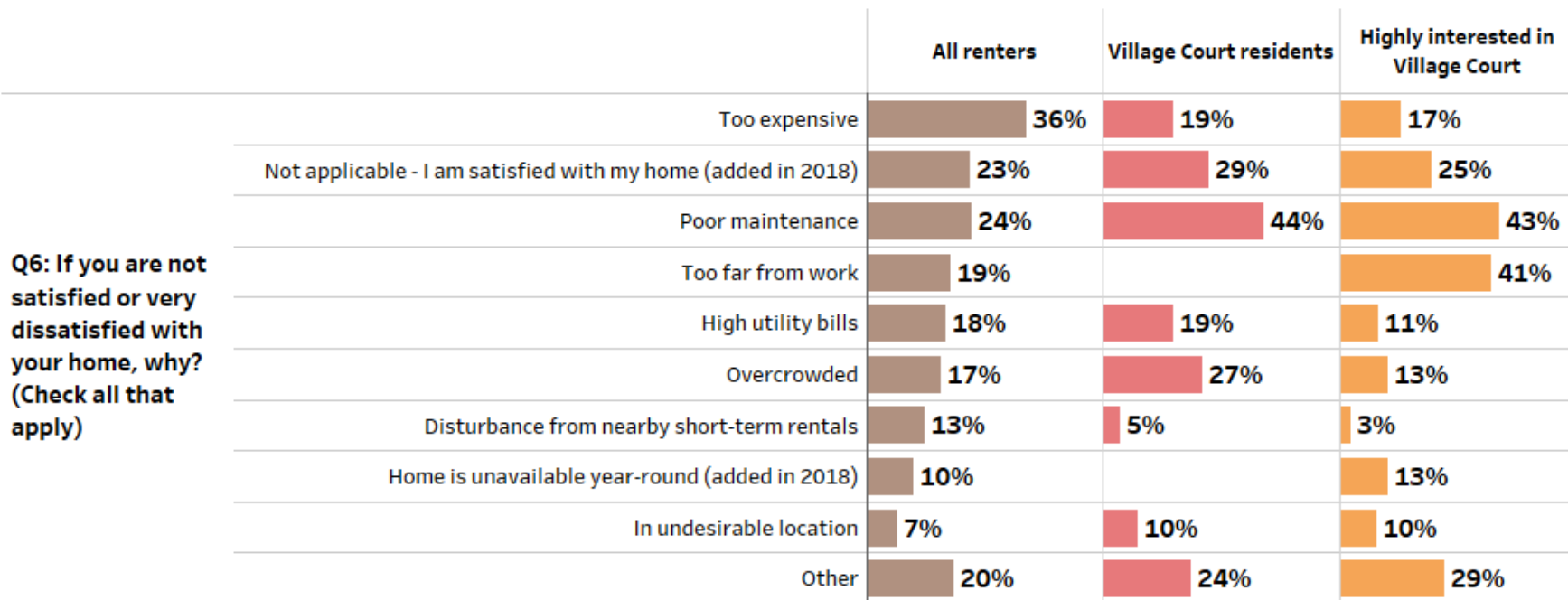


Source: SMRHA Household Survey. (Data for residents who live or work in San Miguel County)




HOUSEHOLD SURVEY

SATISFACTION LEVELS

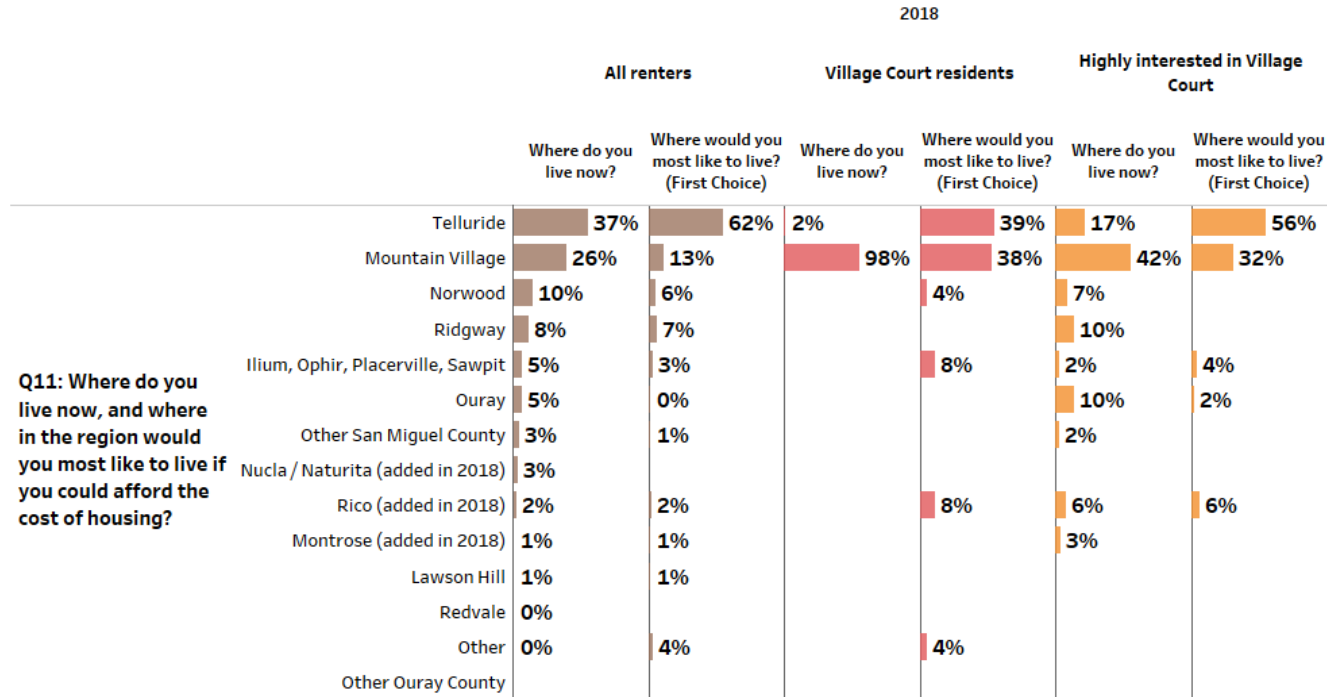


Source: SMRHA Household Survey. (Data for residents who live or work in San Miguel County)




HOUSEHOLD SURVEY

LOCATION CONSIDERATIONS



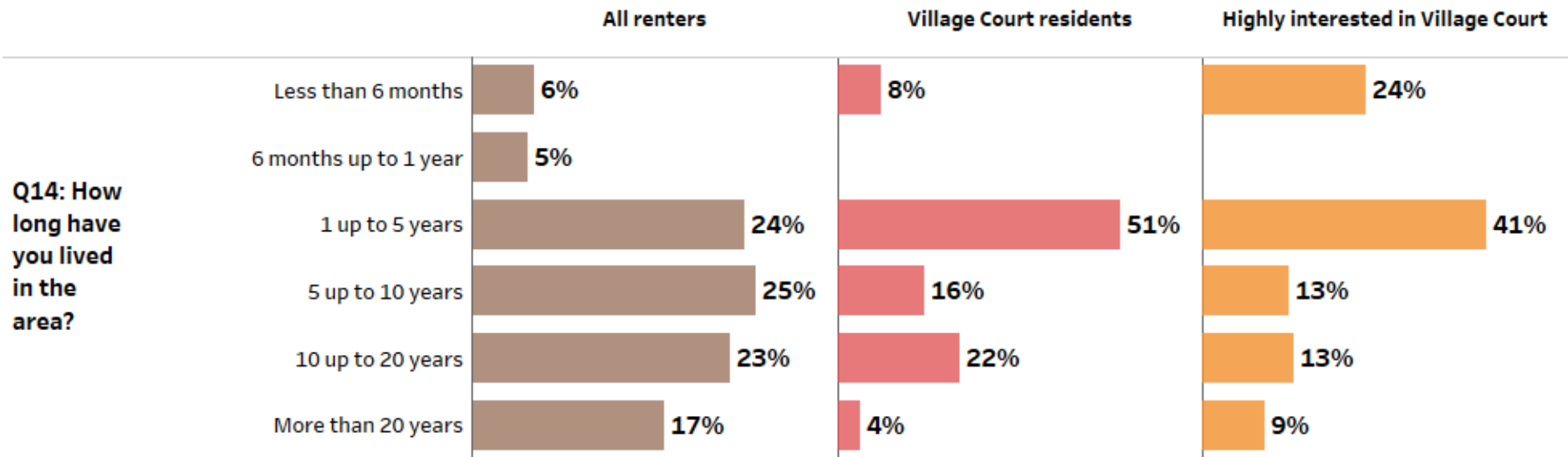
Q11: Where do you live now, and where in the region would you most like to live if you could afford the cost of housing?

Source: SMRHA Household Survey. (Data for residents who live or work in San Miguel County)



HOUSEHOLD SURVEY

2018



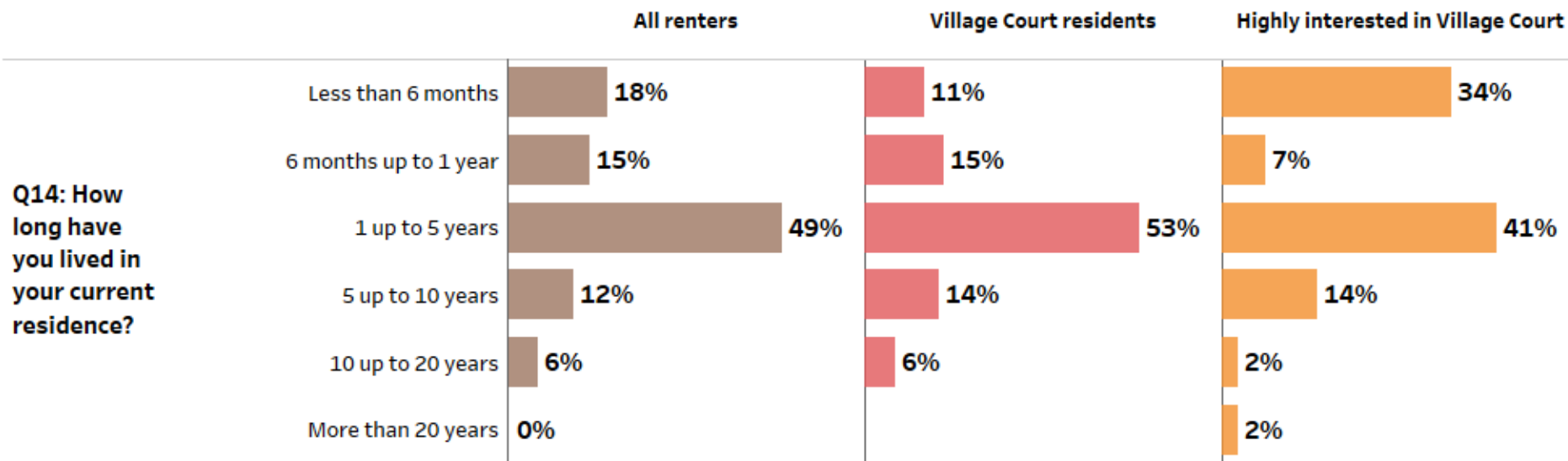
Source: SMRHA Household Survey. (Data for residents who live or work in San Miguel County)




HOUSEHOLD SURVEY

LOCATION CONSIDERATIONS

2018

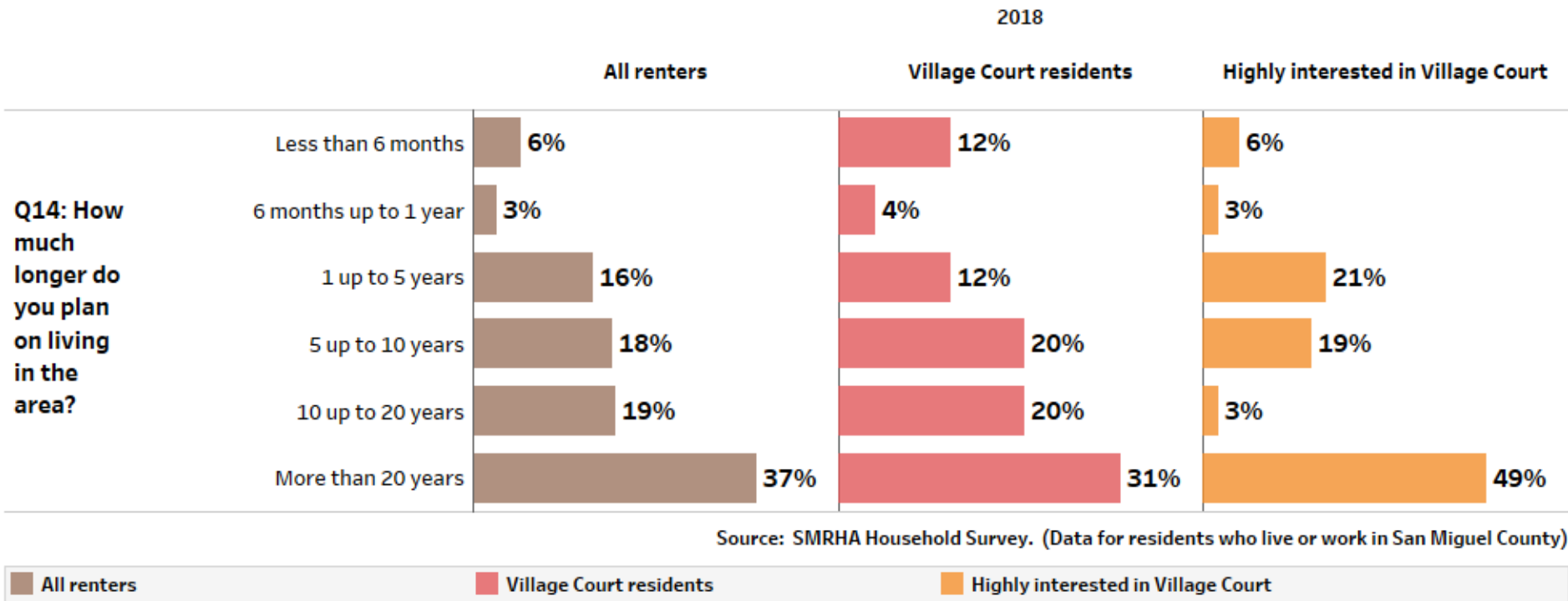


Source: SMRHA Household Survey. (Data for residents who live or work in San Miguel County)



HOUSEHOLD SURVEY

LOCATION CONSIDERATIONS



HOUSEHOLD SURVEY

LOCATION CONSIDERATIONS

Q20: (If you currently work) How many days per week do you typically use the following modes of transportation to get to work?

	Average		
	All renters	Village Court residents	Highly interested in Village Court
Drive alone	2.0	0.5	1.4
Walk or bike	1.5	1.3	1.8
Gondola/Chondola	0.6	2.3	1.4
Work at home/telecommute	0.4	0.0	0.4
Carpool (2-4 people)	0.3	0.9	0.0
Bus Enter	0.2	0.0	0.0
Vanpool (5+ people)	0.1	0.0	0.4
Other mode	0.0	0.0	0.0

Source: SMRHA Household Survey. (Data for residents who live or work in San Miguel County)

■ All renters

■ Village Court residents

■ Highly interested in Village Court

HOUSEHOLD SURVEY

ARCHITECTURAL PROGRAM PRIORITIES

Q27: For you and your household, how important are the following items in your choice for housing?

	Average Rating		
	All renters	Village Court residents	Highly interested in Village Court
In-unit washer/dryer	3.4	3.3	3.3
On-site wireless service	3.4	3.5	3.3
Extra storage	3.3	3.3	3.3
Views	3.3	3.5	3.3
Near trails/bikepaths	3.3	3.4	3.5
Energy efficiency/green building	3.2	3.4	3.1
Pets allowed	3.2	3.5	3.6
Near public transportation	3.2	3.5	2.9
Private yard/outdoor space	3.1	3.1	2.9
Garage/covered parking	3.1	3.3	3.0
Garden space	3.0	2.9	3.0

Source: SMRHA Household Survey. (Data for residents who live or work in San Miguel County)

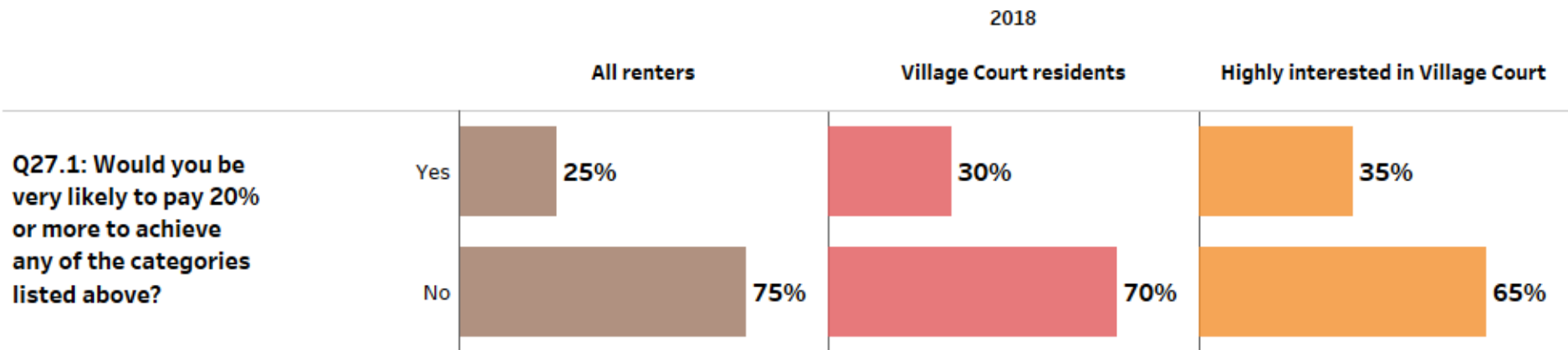
All renters

Village Court residents


Highly interested in Village Court

HOUSEHOLD SURVEY

ARCHITECTURAL PROGRAM PRIORITIES



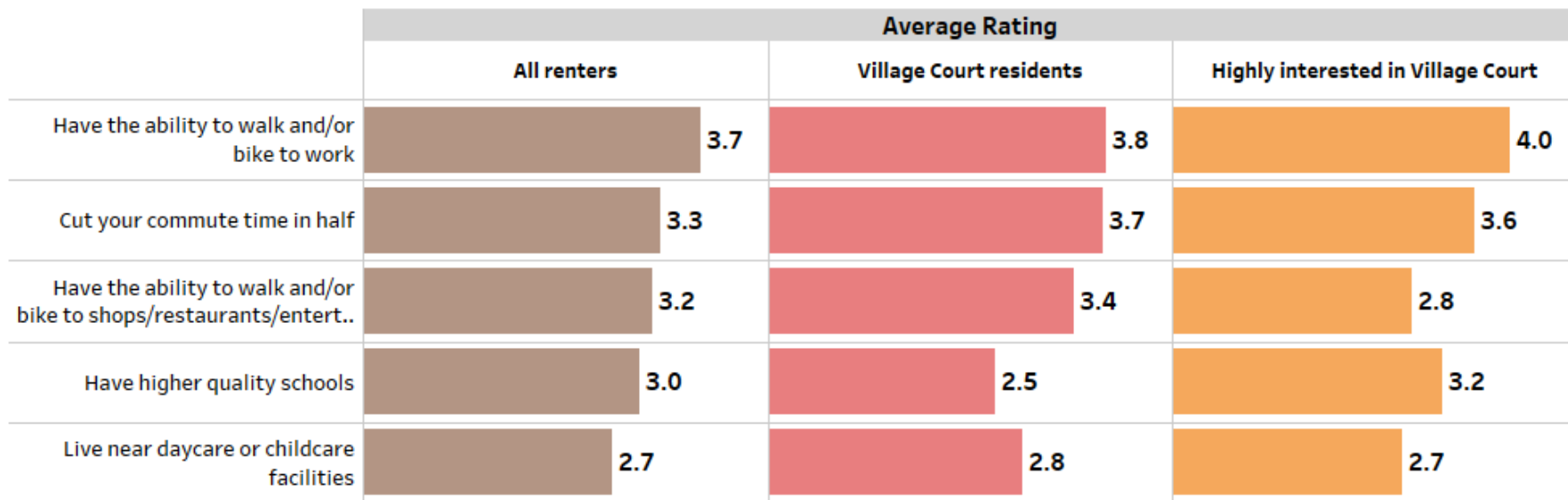
Source: SMRHA Household Survey. (Data for residents who live or work in San Miguel County)



HOUSEHOLD SURVEY

ARCHITECTURAL PROGRAM PRIORITIES

Q28: On a scale of 1 to 5 where 1 is "not very likely" and 5 is "very likely," how likely are you to pay 10% more per month on housing to achieve the following?



Source: SMRHA Household Survey. (Data for residents who live or work in San Miguel County)

■ All renters

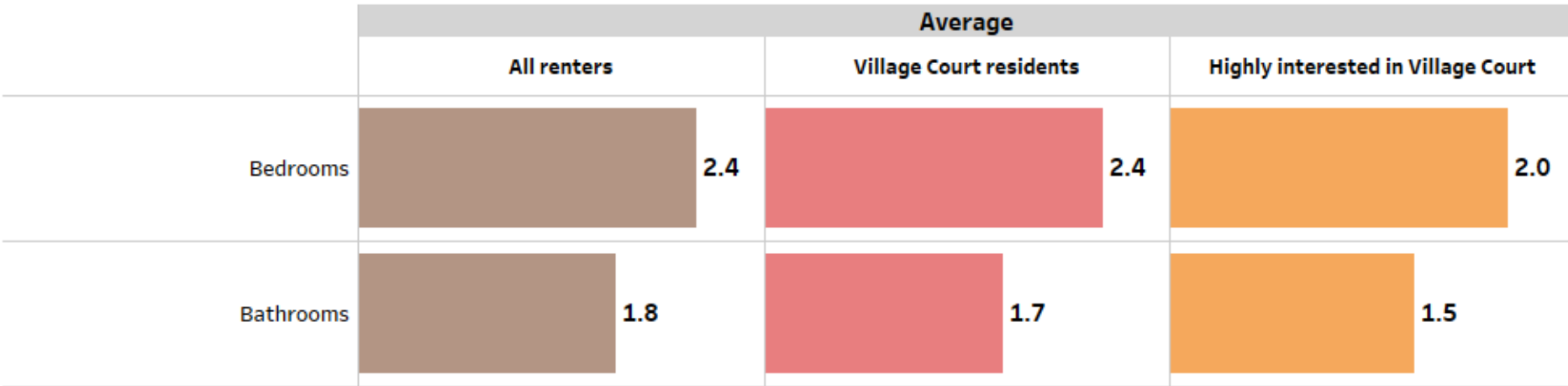
■ Village Court residents

■ Highly interested in Village Court

HOUSEHOLD SURVEY

ARCHITECTURAL PROGRAM PRIORITIES

Q35: Ideally, how many bedrooms and bathrooms would you need?



Source: SMRHA Household Survey. (Data for residents who live or work in San Miguel County)

All renters

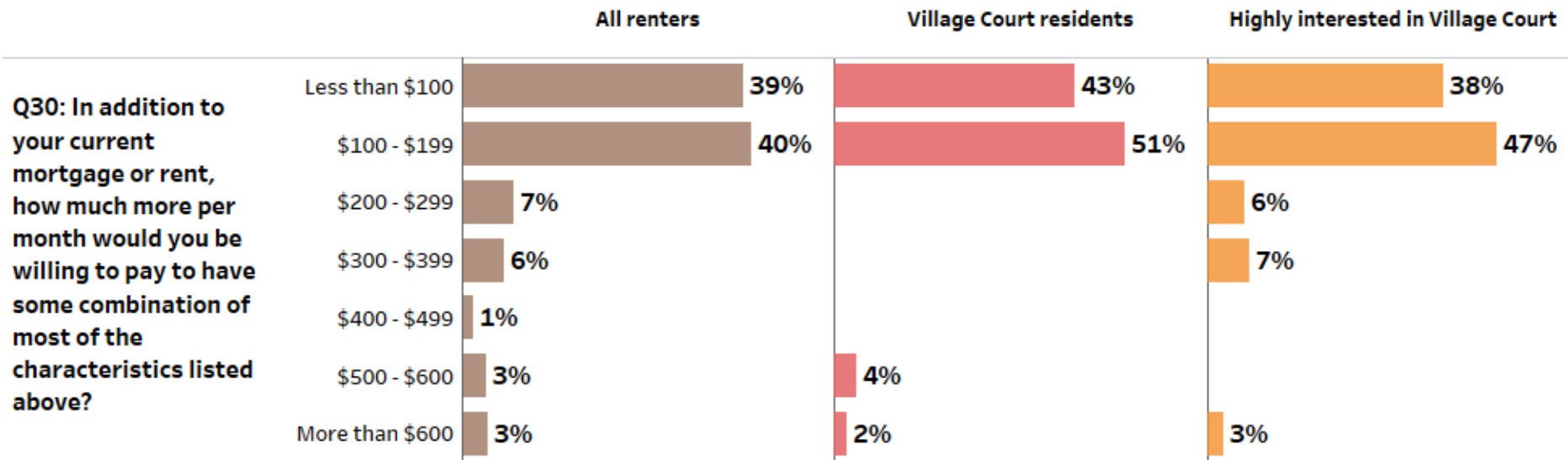
Village Court residents

Highly interested in Village Court


HOUSEHOLD SURVEY

MONTHLY HOUSING COSTS

2018

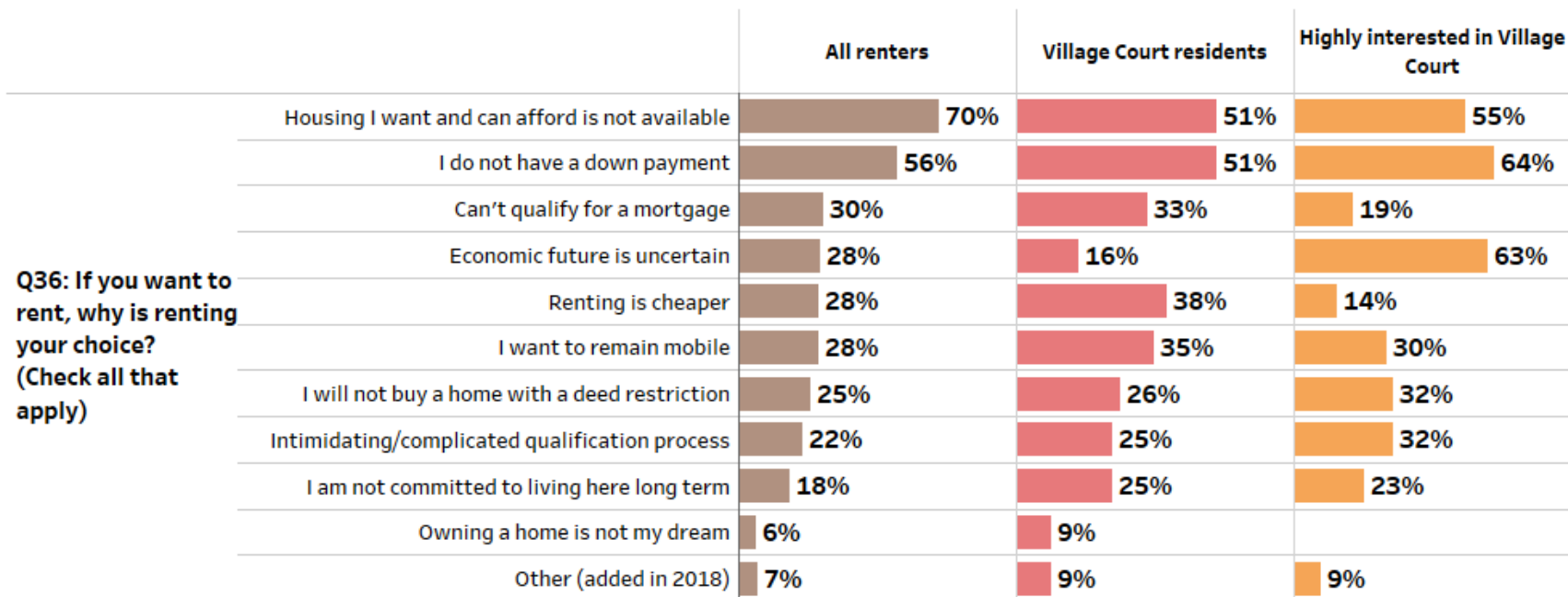


Source: SMRHA Household Survey. (Data for residents who live or work in San Miguel County)



HOUSEHOLD SURVEY

MONTHLY HOUSING COSTS



Q36: If you want to rent, why is renting your choice? (Check all that apply)

Source: SMRHA Household Survey. (Data for residents who live or work in San Miguel County)

■ All renters

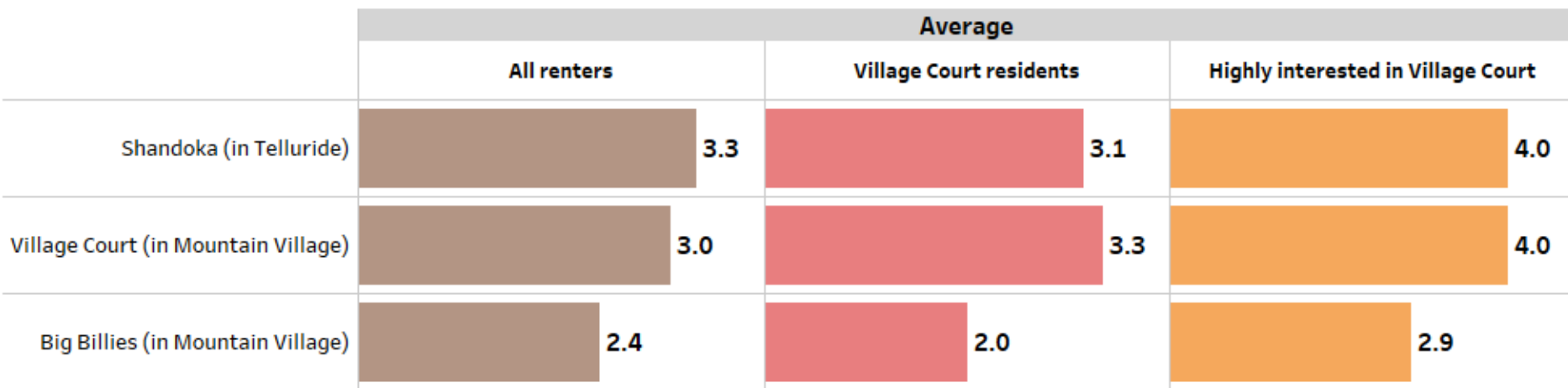
■ Village Court residents

■ Highly interested in Village Court

HOUSEHOLD SURVEY

DEMAND FOR UNITS AT VILLAGE COURT

Q31.1: (If currently rent) How interested would you be in living in these rental properties in the future?



Source: SMRHA Household Survey. (Data for residents who live or work in San Miguel County)

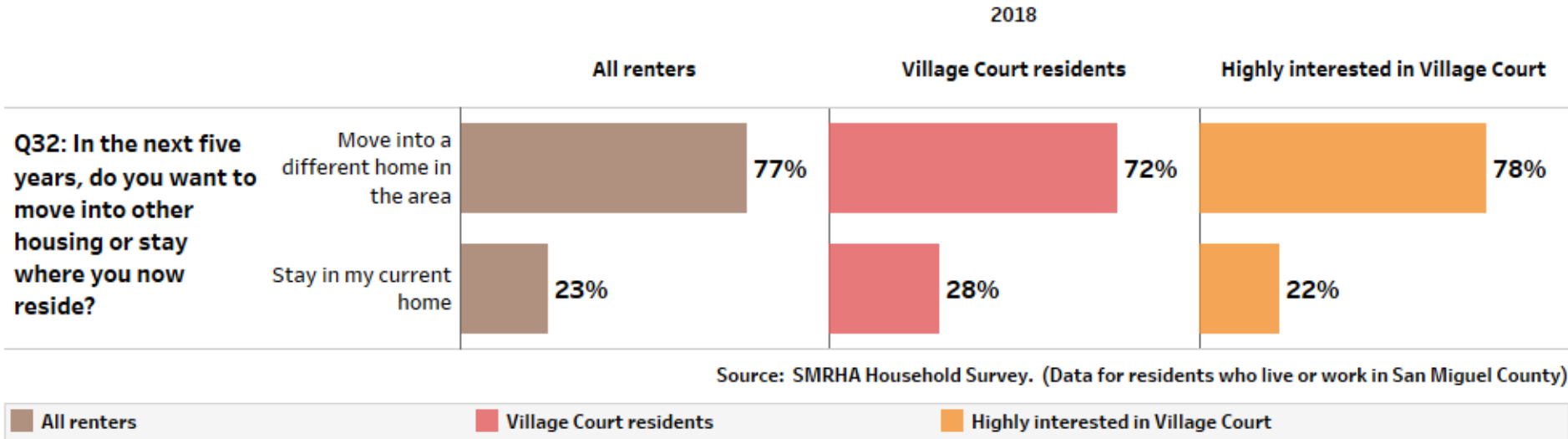
■ All renters

■ Village Court residents

■ Highly interested in Village Court

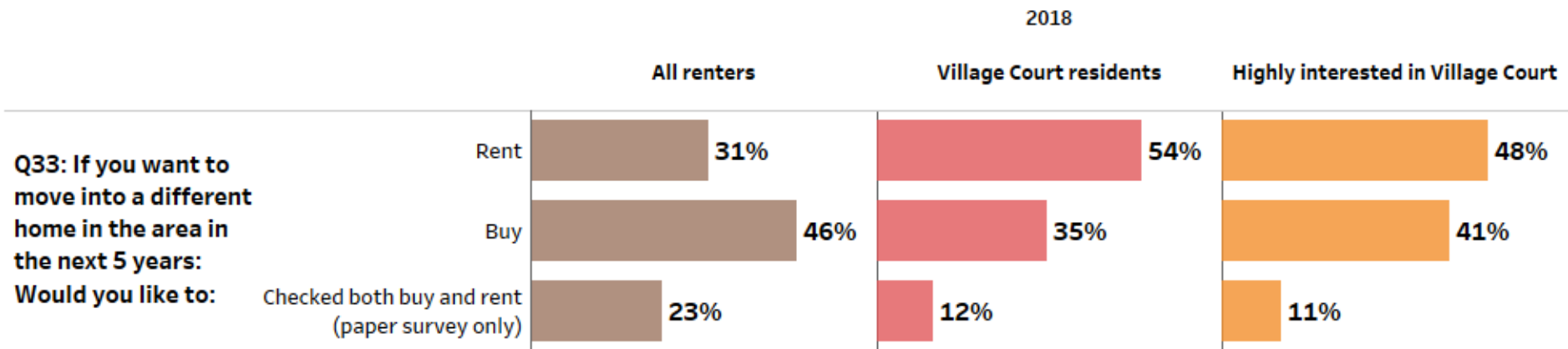
HOUSEHOLD SURVEY

DEMAND FOR UNITS AT VILLAGE COURT




HOUSEHOLD SURVEY

DEMAND FOR UNITS AT VILLAGE COURT

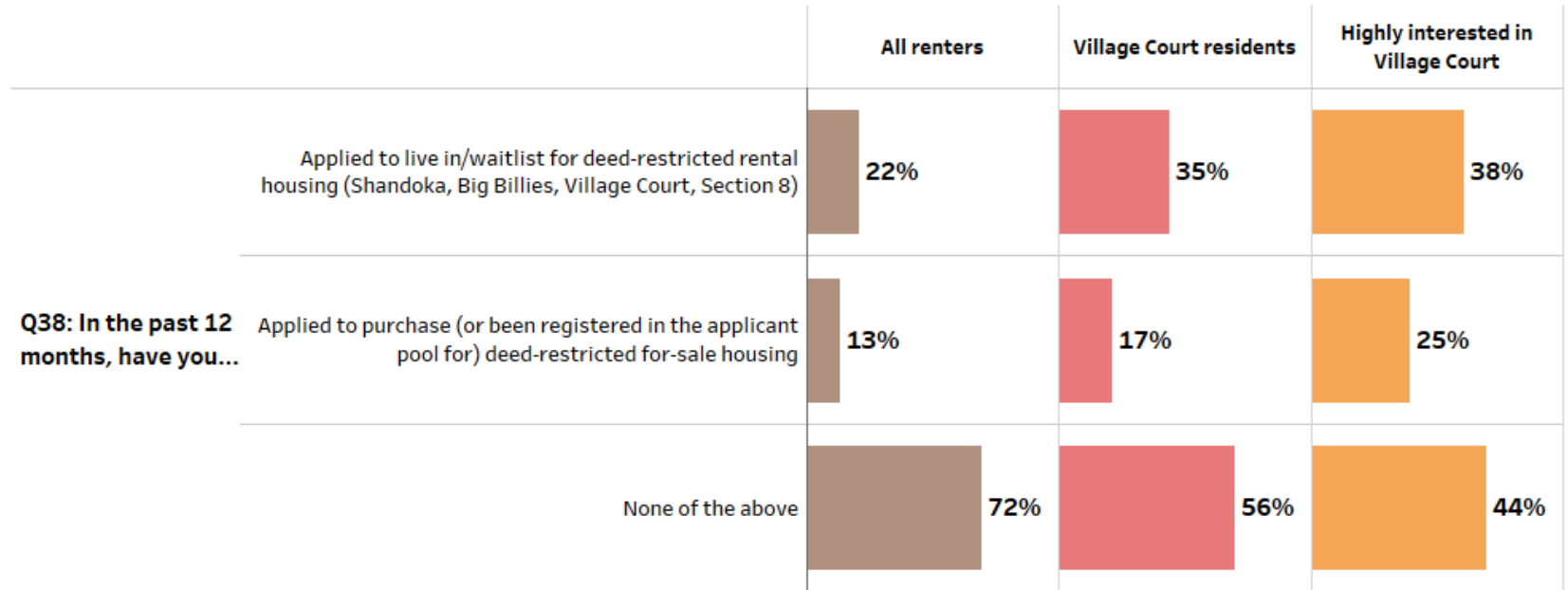


Source: SMRHA Household Survey. (Data for residents who live or work in San Miguel County)



HOUSEHOLD SURVEY

DEMAND FOR UNITS AT VILLAGE COURT



Source: SMRHA Household Survey. (Data for residents who live or work in San Miguel County)

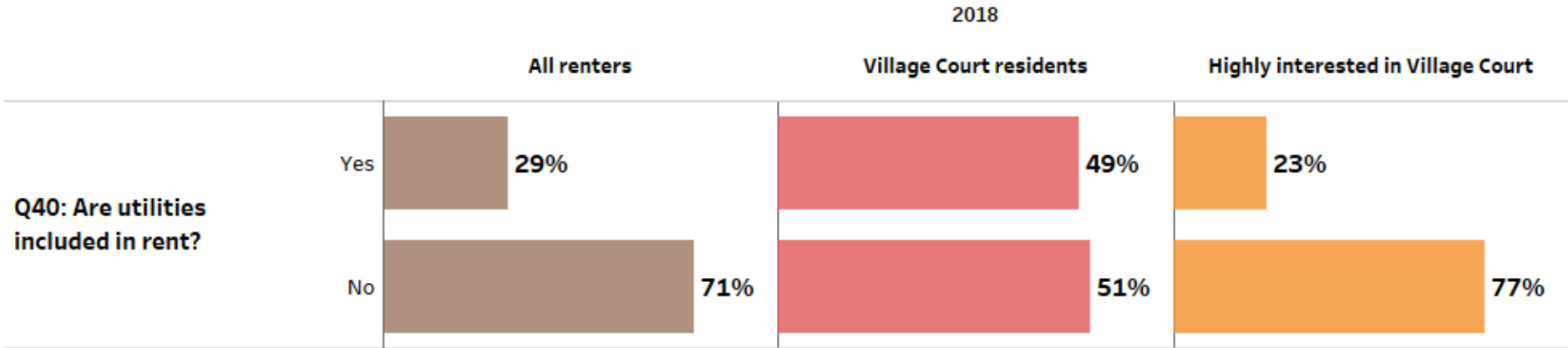
■ All renters

■ Village Court residents


■ Highly interested in Village Court

HOUSEHOLD SURVEY

DEMAND FOR UNITS AT VILLAGE COURT

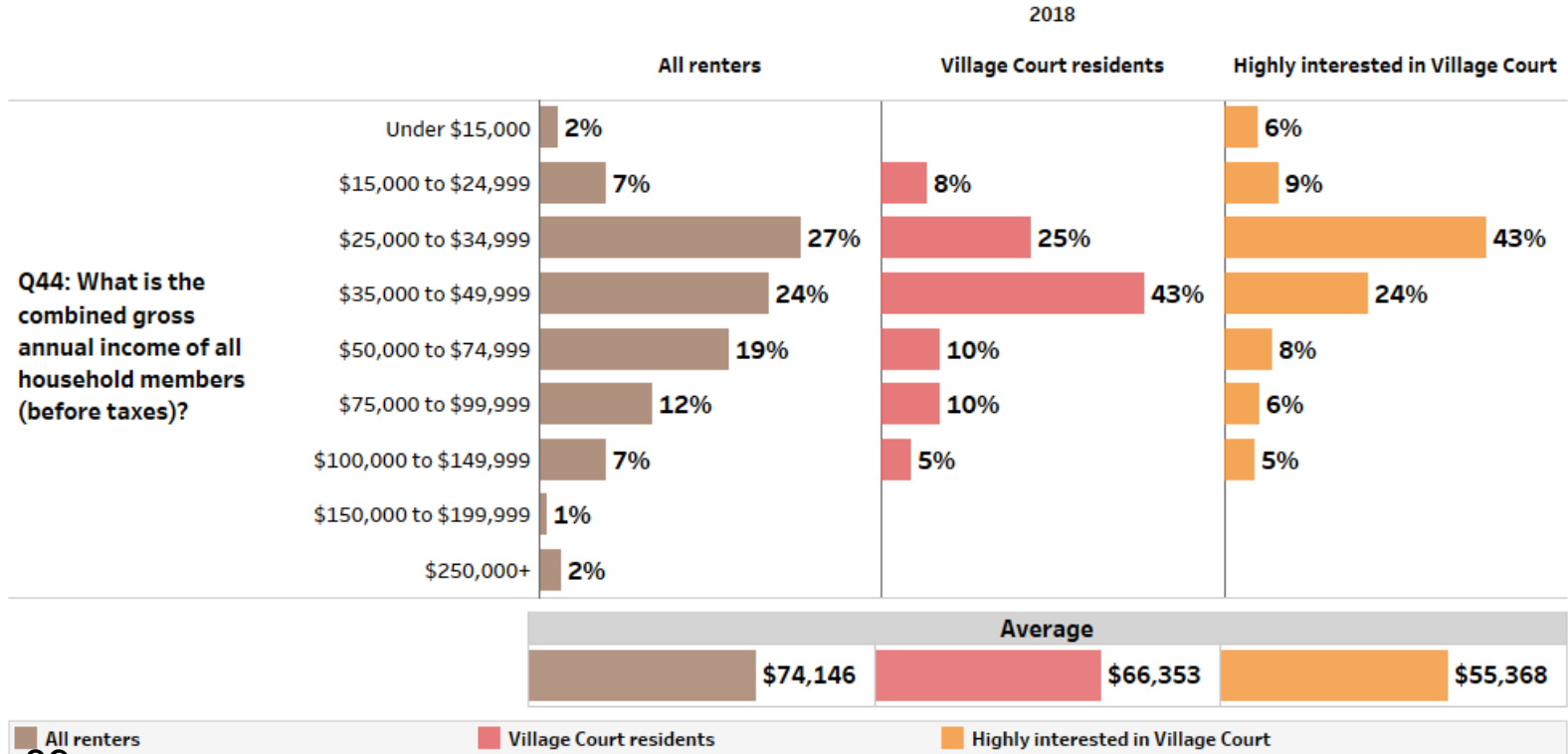


Source: SMRHA Household Survey. (Data for residents who live or work in San Miguel County)



HOUSEHOLD SURVEY

DEMAND FOR UNITS AT VILLAGE COURT



Mountain Village Green Team Committee Quarterly Report

The following projects and programs were initiated by the MV Green Team since its inception in October of 2017:

1. Incentive Program for Composting

- With input from Eco Action Partners, the Green Team researched and recommended an incentive program for Mountain Village homeowners to install composting units on-site. \$25,000 was recommended for the inception of this rebate program. To-date, staff has received one inquiry from an HOA. The formal launch on the website, social media, etc. began in late July 2018.

2. Eco Action Partners Green House Gas Emissions Proposal

- The GTC accepted the Eco Action Partners Green House Gas Emissions Proposal and recommended it to Council. The GTC feels it is important to understand Mountain Village's current energy usage so we have a baseline for energy usage goals moving forward. \$12,000 was allocated for Eco Action Partners to gather data and create the report.

3. Farm to Table Program

- The Green Team Committee recommended that \$20,000 be allocated to the Farm to Table Pilot Program. 38 families are currently benefitting from the program, which provides weekly low-cost Community Supported Agriculture Farm Shares to local income-qualified families.

4. Telluride Bike Week

- The GTC recommended the Mountain Village partner with Telluride to support Bike Week, which took place May 28-31. Mountain Village provided a tent with snacks and drinks in the Meadows on Bike to Work day.

5. Community Clean-Up Day

- The GTC has been organizing a Community Cleanup Day, scheduled for August 25 in the Meadows. This is an outreach opportunity for the GTC, and will include a raffle for clean-up participants, awards for "Best Find", food & information about Green Team programs.

6. Single Use Plastic Straw ordinance

- At the next regular meeting, the GTC will consider a recommendation to Council of an ordinance to ban Single Use Plastic Straws, which would mirror an ordinance currently being discussed by Telluride's Ecology Commission.

Budget:

- \$12,000 Eco Action Partners
- \$25,000 Compost Incentive Program
- \$20,000 Farm to Table (Budget Neutral)
- \$1,000 Community Clean Up Day
- \$1,200 Green Lights Program

Town of Mountain Village
HUMAN RESOURCES DEPARTMENT
Biannual Report to Town Council
February 2018 – July 2018

We make Mountain Village a great place to live, work & visit.

HUMAN RESOURCES STAFF:

Corrie McMills, HR Coordinator
Sue Kunz, HR Director

SUMMARY

- 5% DECREASE to 2018 medical premiums; NO INCREASE to medical premiums for 2019
- Leadership training was held on Mar. 20-21 by Patti Wyatt including coaching & teambuilding. The follow up training on May 16th included working with different generations/ succession planning.
- The Employee Housing Program provides seven furnished housing units for up to fourteen seasonal TMV employees at Village Court Apartments.
- 60% of town employees now live in Telluride/ Mountain Village as compared to 41% in 2008
- 2018 PSPC Compensation Study was implemented January 1
- The average projected pay increase in Colorado Resort Areas for 2019 is 3.2%.
- 11% of town employees are over age 60 (potential for retirement)
- 49% of employees are over age 40 (increased potential for advancement within the organization)
- Employee Recreation Day scheduled for September 5, 2018

DEPARTMENT GOALS

1. Administer and enforce town policies in compliance with state/federal laws and town goals
2. Assure compliance with the town's drug & alcohol policies in compliance with DOT regulations and oversee drug and alcohol testing collection.
3. Promote the town's commitment to environmental sustainability to employees and applicants.
4. Prepare and stay within the HR department's approved budget.
5. Maintain accurate personnel files in compliance with the Colorado Retention Schedule and ensure accurate information for payroll
6. Assist management with timely and lawful recruitment processes to maintain proper staffing levels and reduce turnover.
7. Oversee the Safety Committee, workers compensation, and safety programs to provide a safe workplace and minimize workplace injuries
8. Administer attractive benefits and compensation package to attract and retain high-performing, well-qualified, happy employees
9. Assist management with evaluating staff, performance documentation and conducting performance reviews. Assist with succession planning.
10. Coordinate staff training, professional development and employee appreciation/recognition opportunities. Continue to develop succession planning.

PERFORMANCE MEASURES

1. Policy administration & enforcement

Annually update employee handbook, policies and procedures. Continue ongoing communication/training with MSEC, CIRSA, and Pinnacol regarding policies & procedures. Review unemployment claims, workers compensation claims, and personnel actions

- Handbook updated and approved by town council (February 15, 2018)
- Implementing 2019 PERA changes
- Colorado’s Protection for Consumer Data Privacy goes into effect September 1, 2018
- Continuing to monitor impacts of Affordable Health Care (ACA) for eligible seasonal employees

2. Drug testing administration

Complete pre-employment testing for all new hires; ensure random, reasonable suspicion, and complete post-accident testing as appropriate with all associated paperwork in compliance with the DOT and non-DOT policies; conduct required training for employees and supervisors. Oversee on site drug and alcohol testing collection.

- All required drug & alcohol testing is complete.
- HR Coordinator is collector certified and continues to do most drug testing in-house resulting in quicker results to hire and reduced costs, and ensures compliance with ensures compliance with DOT random requirements to be able to test anytime while on duty
- Successfully completed Drug & Alcohol Site Audit (September 2017)
- Participated in FTA Drug & Alcohol Program Manager Training (April 2017; HR Coordinator will attend in May 2019))
- Drug & Alcohol Policy- Safety Sensitive Employees- updated and approved by town council on December 14, 2017 to include required FTA changes.

Positive Tests	2018 YTD	2017	2016	2015	2014	2013	2012	2011	2010	2009	2008	2007	2006	2005	2004
marijuana	1	2	2	4	2	1	0	2	2	2	2	8	5	4	4
opiates															
cocaine								1				1	1	1	1
amphetamines															1
total	1	2	2	4	2	1	0	3	2	2	2	9	6	5	6

3. Environmental Initiatives/ Incentives

Provide ongoing employee education, policies and programs to encourage a culture of responsible environmental stewardship in employee orientations, recruiting, and monthly newsletters. Work with the Green Team’s efforts for town employees

- The town’s initiatives are promoted in recruiting and new hire orientation information
- Annual town clean-up day was held on May 23, 2018
- The recipient of the annual Environment Award this year was Michelle Haynes (nominated by her peers).
 - In her first year of employment she brought forth both the cedar shake incentive program along with the farm-to-community program. Not only did she conceive of this project, she received the blessing from the Green Team and Town Council for implementation this year.
 - As a staff member on the Green Team, she is a true advocate for zero waste and recycling, energy and efficiency, and incentive programs
 - She is inspiring us all to lead by example.

4. Fiscal Responsibility

Department year end expenditure totals do not exceed the adopted budget. Actively seek opportunities to optimize financial costs when making decisions.

5. Personnel Recordkeeping

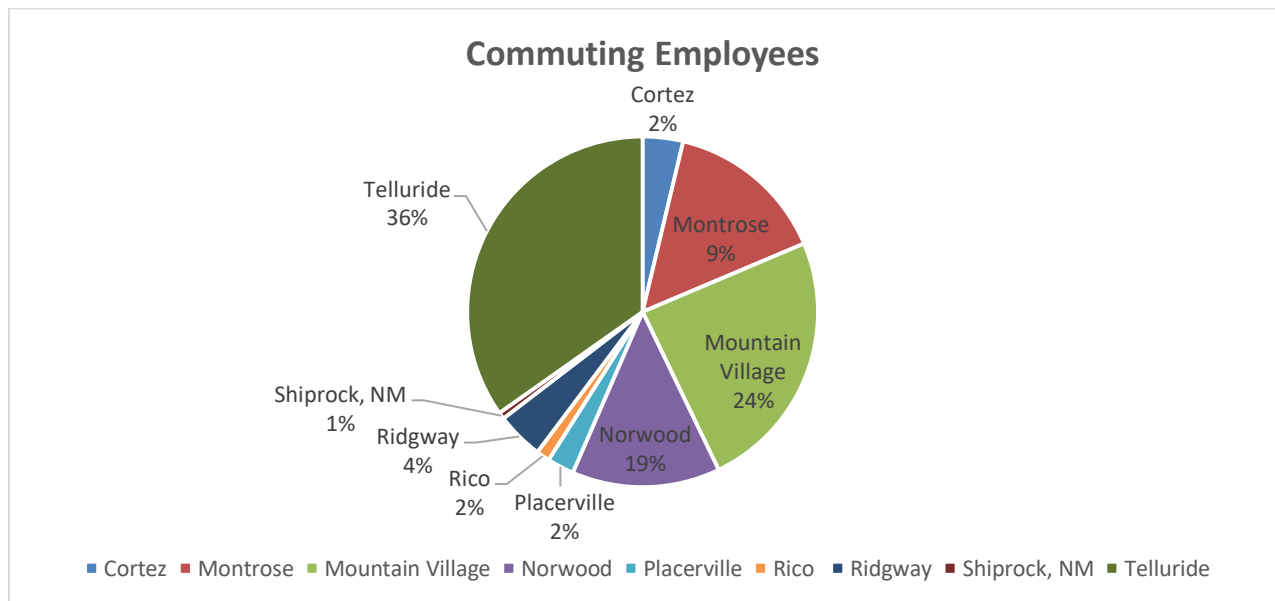
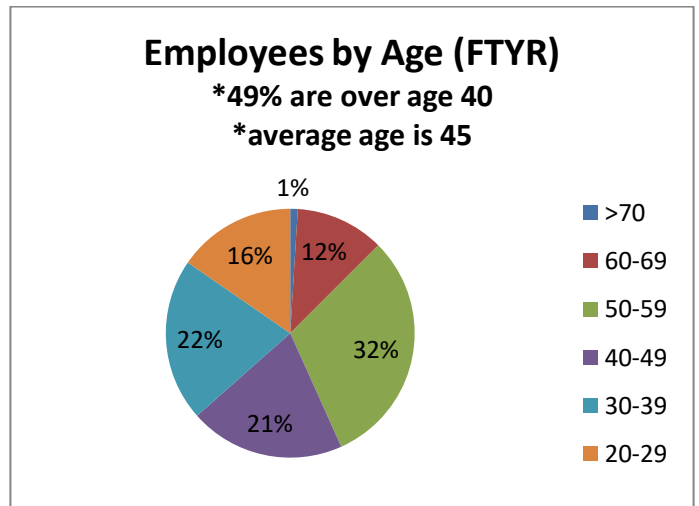
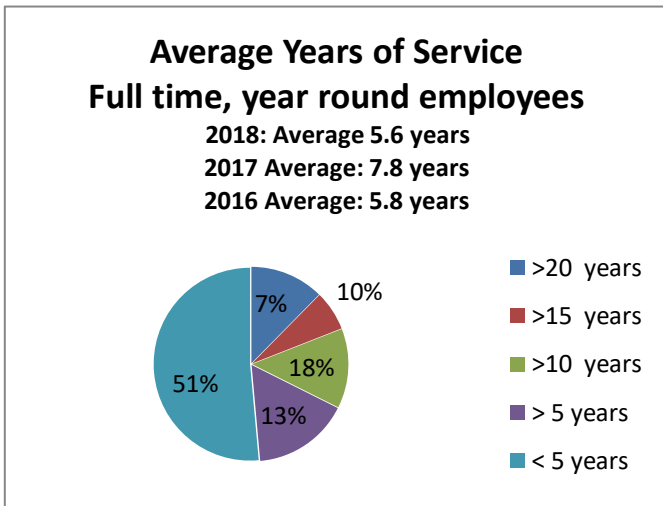
Maintain all employee files in accordance with the record retention schedule and audit compliance. Process all new hire paperwork on or before the first day of work.

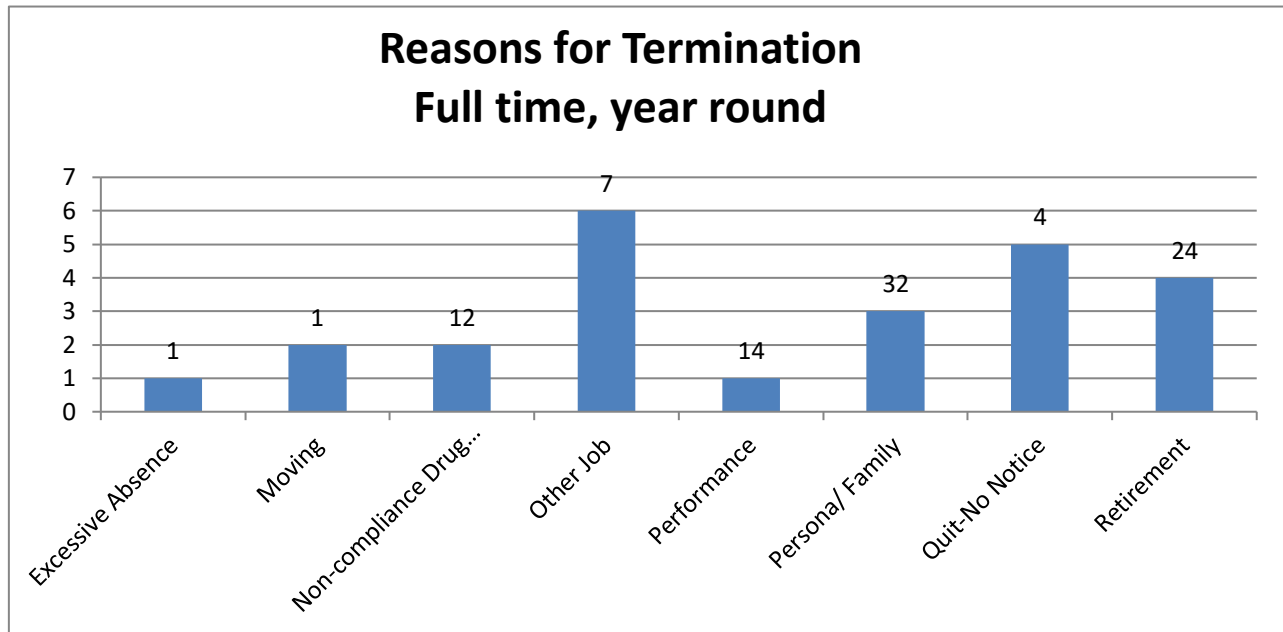
- HR Coordinator conducts one-on-one new hire orientation with all employees

6. Recruitment

Assist management with hiring process and seek creative ways to reduce turnover and attract quality employees. Oversee the employee housing program.

- 49% full time employees > 40 years old
- 60% of employees live in Mountain Village/ Telluride
- FTYR turnover rate: 22.4%





- Child care education requirements have increased (both teachers and directors). Mountain Village assists with education expenses and provides pay increases for completing certification levels
- The HR Coordinator manages the Employee Housing Program which provides seven furnished housing units for up to fourteen seasonal TMV employees at Village Court Apartments.
- Effective January 1, 2017, gondola operations has a Transit Coordinator primarily responsible for recruiting, hiring and training
- Gondola fill-in supervisors training program provides a succession plan for open supervisor positions
- Seasonal gondola operator positions are promoted to full time, year-round employees
- Continuing to monitor Affordable Care Act (ACA) challenges
 - Employees that work more than 1560 hours qualify for health care the following year
 - Limits ability to work overtime
 - In 2019, due to the extended hours and longer gondola season, more employees will be eligible for health insurance

7. Safety

Oversee the monthly safety committee meetings, safety inspections, and safety & loss control programs. Process workers compensation claims, investigate accidents and coordinate with management to implement safety measures. Administer safety incentives for an accident free workplace (to include 1-yr accident free awards, team safety bucks, & lottery tickets). Utilize the return to work program after injuries. Conduct Motor Vehicle Record reviews annually.

- Safety Committee distributes employee incentives include one-year accident free awards, bi-monthly Mountain Village Safety Bucks and monthly hard hat drawing.
- Safety training is being updated with the 2018 CIRSA revised Loss Control Standards

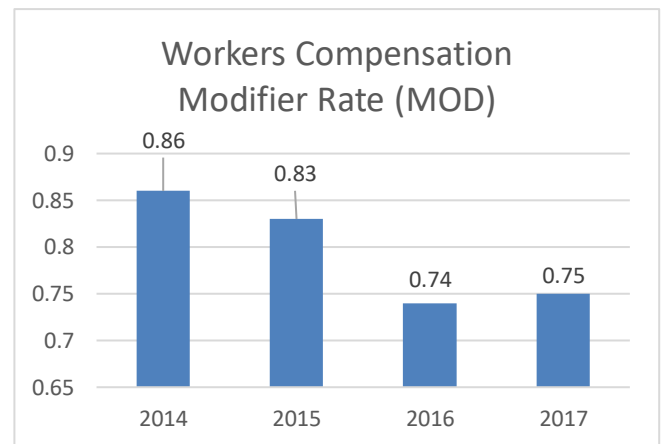
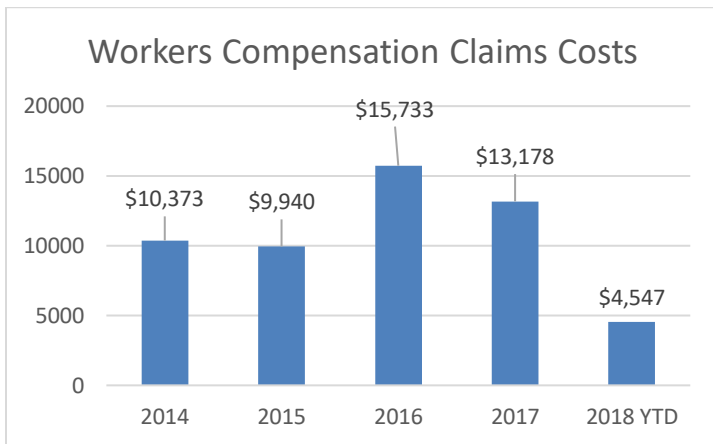
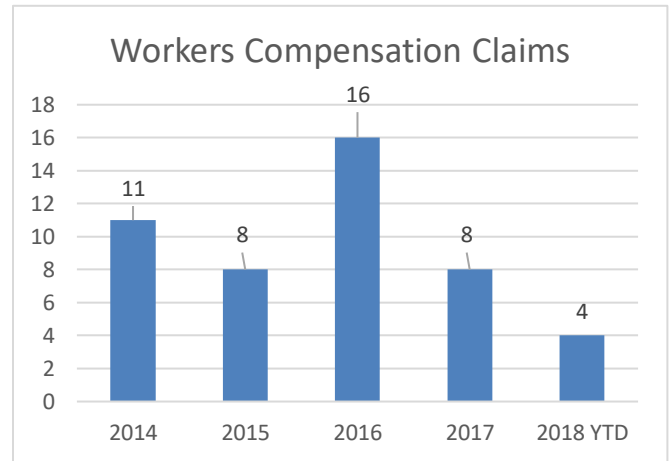
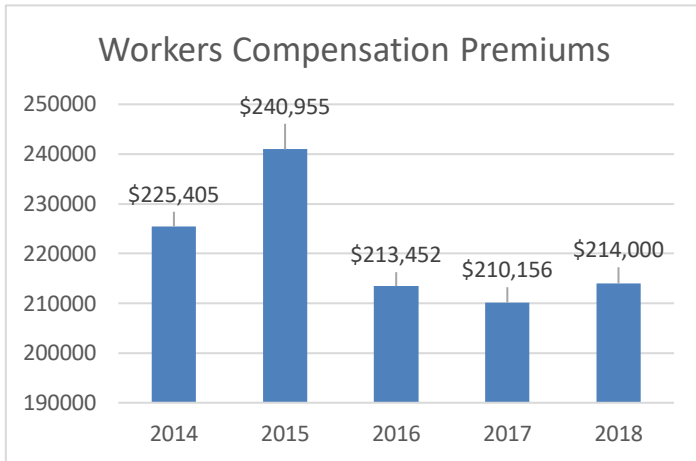
2018 CIRSA audit score: 93%

Workers Compensation

2018 Dividends so far (\$77,160)

- Deductible Discount (\$2500): \$13,200
- Cost Containment Certification: \$11,700
- Experience modification (MOD): \$31,200
- Premium discount: \$21,060

2017 CIRSA audit score: 93%
2018 audit scheduled for August 23, 2018



8. Compensation & Benefits Administration

Administer all benefit programs and assist employees in program utilization.
 Conduct an annual review of compensation and benefits and look to reduce benefit expenses.
 Coordinate the annual employee appreciation picnic, regular employee potlucks, employee recreation day, and other employee appreciation programs.
 Conduct annual employee satisfaction survey.

- NO INCREASE to 2019 health premiums
- 5% DECREASE to 2018 health insurance premiums
- NO INCREASE to 2017 premiums
- Implemented 2018 Compensation Study as recommended by Public Sector Personnel Consultants on January 1.
- Attended Colorado Compensation Briefing (June 28, 2018)
- Average projected pay increase for 2019 is 3.2%

Employee Recognition:

Great service awards awarded monthly
 Annual employee appreciation picnic – held June 13, 2018 at Telluride Town Park
 Employee Winter Recreation Day- January 24, 2018
 Employee Summer Recreation Day – September 5, 2018

9. Performance Management

Provide ongoing supervisor training on evaluating and documenting employee performance. Continue to re-evaluate goals and performance measures annually and align with town goals. Conduct performance reviews annually for all year-round employees; conduct end-of-season reviews for all seasonal employees

- 2018 employee goals and job descriptions were updated January 31, 2018
- End of season reviews conducted March 2018
- Annual reviews for full time, year-round employees conducted December 2018

10. Employee Professional Development & Training

Conduct new employee orientation for all employees. Schedule employee meetings and ongoing training regarding guest service, safety, policies, and benefits. Assist with succession planning.

2017 Trainings

Spring Gondola Orientation – May 15-18, 2017
Drug & Alcohol Training – May 16, 2017 & November 2017 (DOT requirement)
Microsoft Outlook Tips & Tricks – July 19, 2017
Hazardous Operations (CIRSA) - July 25, 2017
Office Ergonomics (CIRSA) – July 25, 2017
BAT Breathalyzer Training (MVPD) – July 25, 2017
Work Zone Safety/ Flagger Certification (CIRSA) – July 26, 2017
Conflict Resolution/ SMRHA (Gregg Piburn) – July 26, 2017
Safety Committee Development (CIRSA) July 26, 2017
Defensive Driver (CIRSA) – July 27, 2017
First Aid for Mental Health – Sept 13-14, 2017
CDOT Flagger Certification – September 14, 2017
Fall Gondola Orientation –Nov. 6-8, 2017
Drug & Alcohol Training – November 7, 2017 (DOT requirement)
Reasonable Suspicion Training for Supervisors – December 6, 2017

2018 Programs & Trainings

Harassment Training (Gondola Operations) – January 8-12, 2018
Writing Goals 101 – January 17, 2018
First Aid for Mental Health (Tri-County Health Network) - February 13, 2018
Sexual Harassment Training (Amy Weitzel, Triad EAP) – March 14, 2018
Supervisor Training: Coaching & Teambuilding & Working with Different Generations – March 20-21, 2018
Trauma Informed Resilient Government – May 2, 2018
Follow up to March Supervisor Training – May 16, 2018
Spring Gondola Orientation – May 21-23, 2018
Drug & Alcohol Training – May 23, 2018 (DOT requirement)
Telluride Middle School Student Service Day – June 7, 2018



**TOWN OF MOUNTAIN VILLAGE
TOWN MANAGER
CURRENT ISSUES AND STATUS REPORT
AUGUST 2018**

1. Great Services Award Program

▪ **Great Services Award – July**

- Jane Marinoff and Kathy Row, Planning and Development Services nominated by Jackie Kennefick. The Planning Department has been short-handed for most of the summer season and most of the department had scheduled vacations in July. Jane and Kathy held down the fort and ensured everyone got the help they needed. Their long time experience is a huge asset to the town – they have both the knowledge and the history and can step in and help in many areas. I can't say enough about this dynamic duo.

WINNERS FOR JULY

2. Black Hills Energy Gas Line Update

▪ There was a minor delay in finalizing the easement agreement with TSG. Construction will most likely commence by the end of August

3. AECOM Town Hall and Village Center Subareas Visit

▪ Participated in multiple work sessions, charrettes, focus groups, Open House and debriefs during their site visit the week of August 6th

4. Miscellaneous

- Fidelity Cell Towers completed construction of the new Macro Tower on Coonskin Ridge. AT&T's goal is to have the cell tower fully functional by August 31, 2018
- Mayor Benitez and I will meet with Bill Jensen and Jeff Proteau from TSG every other month to discuss our common interests and goals and how we can work together to improve our customers experiences
- Attended the first presentation of the Housing Needs Analysis with TOT, SMC and TMV. A presentation to elected officials will occur at the IG meeting rescheduled for August 20th at noon
- Finance staff and I began our annual budget meetings with Directors. The Finance and Budget Committee will meet on August 20th to review the first draft of the budget
- Attended the Mountain Village hosted IG Dinner held at La Piazza. It was well received and thanks to La Piazza, Jackie and her staff for making the event such a success
- Worked with Sam Starr, Bill Kight and Zoe Dohnal to finalize all the documentation, web sites and information to launch the compost incentive program

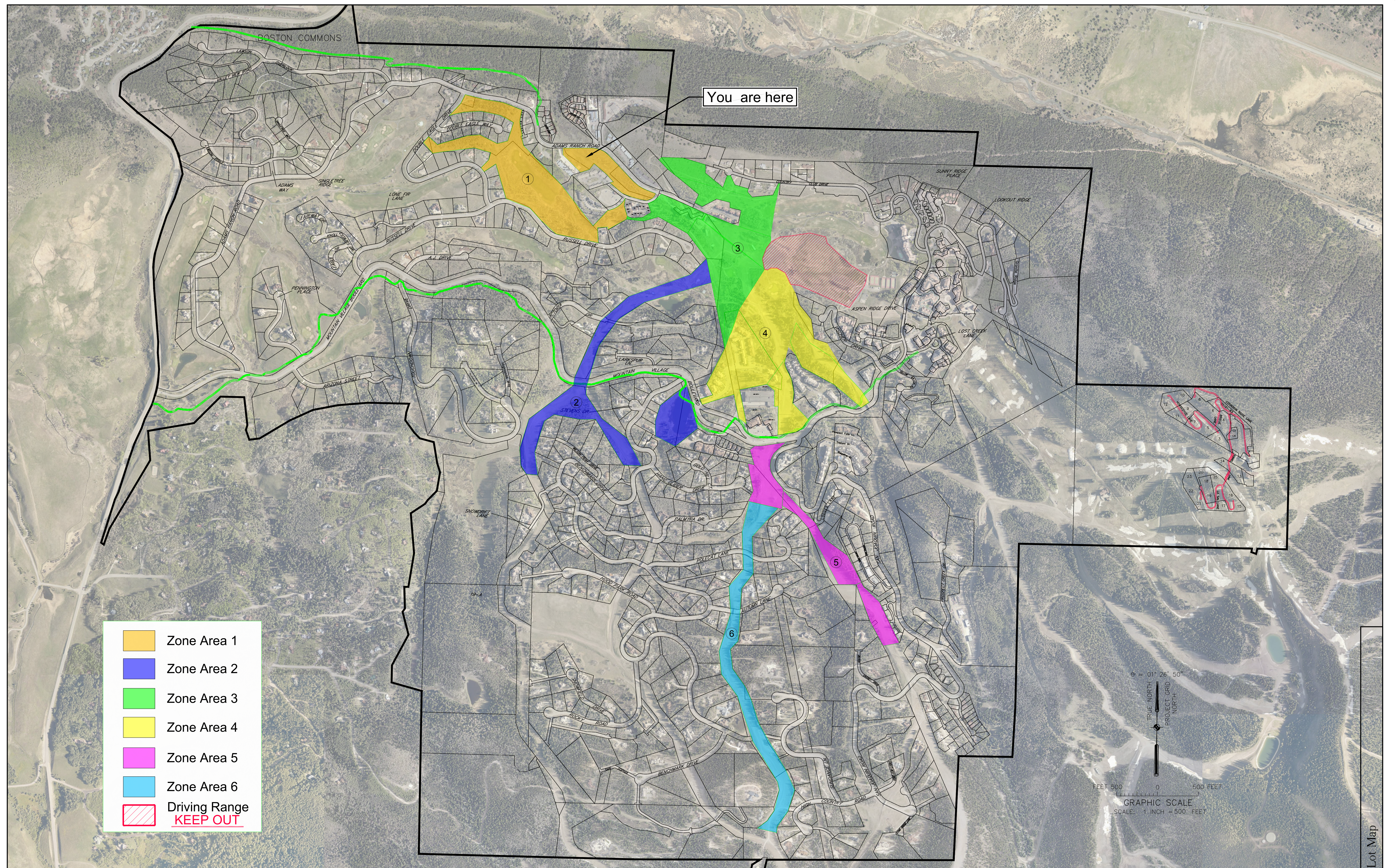
- Participated in the Executech IT RFP site visit and subsequent follow up call with Jack Gilbride, Patrick Berry, Steven Lehane and Executech to discuss initial findings and recommendations
- Attended the SMART/Studio Six Marketing Meeting to brainstorm look, feel and needs of the SMART marketing campaigns
- Met with representatives of Telluride Film Festival to discuss present and future collaborations to improve the experience and bring more events/activities to TMV

TOWN OF MOUNTAIN VILLAGE
Town Council Meeting
August 16, 2018
8:30 a.m.


During Mountain Village government meetings and forums, there will be an opportunity for the public to speak. If you would like to address the board(s), we ask that you approach the podium, state your name and affiliation, and speak into the microphone. Meetings are filmed and archived and the audio is recorded, so it is necessary to speak loud and clear for the listening audience. If you provide your email address below, we will add you to our distribution list ensuring you will receive timely and important news and information about the Town of Mountain Village. Thank you for your cooperation.

NAME: (PLEASE PRINT!!)

ANDY WOLFORD	EMAIL: andy.wolford@gmail.com
Paul Reich	EMAIL: pmr@tunnelwork.org
JOHN & ELIZ RAESE	EMAIL: babyjane80ballsouth.net
Kim Montgomery	EMAIL:
Laila Benitez	EMAIL:
Michelle Haynes	EMAIL:
Jacqie Kennefick	EMAIL:
Susan Johnston	EMAIL:
Christina Lambert	EMAIL:
Jim Mahoney	EMAIL:
Dan Jansen	EMAIL:
Jack Gilbride	EMAIL:
Patrick Berry	EMAIL:
Dan Caton	EMAIL:
Bruce MacIntire	EMAIL:
Natalie Binder	EMAIL:
Joe Savaris	EMAIL:
John Jones	EMAIL:
ROBERT STEPHANIN	EMAIL:
Daryl Baker	EMAIL:
Kenny Maenpa	EMAIL: Kenny@tellurideairport.com
Paul Reich	EMAIL:
Will Jensen	EMAIL:
Ken Henson	EMAIL:
CRUIE Ferguson	EMAIL: ferg@bluegrass.com
DAN GARNER	EMAIL: garnerd6@gmail.com



- Zone Area 1
- Zone Area 2
- Zone Area 3
- Zone Area 4
- Zone Area 5
- Zone Area 6
- Driving Range
KEEP OUT



Lot Map

DRAWN BY: RBC	<small>Disclaimer</small> This information is a product of the Mountain Village Geographic Information Systems (GIS) Department and is intended for the display of relative positions and locations only. Users of this information hereby recognize, acknowledge and agree that it is not a guaranteed accurate, legal or surveyed representation of land. Users assume all risk and responsibility for any and all direct and indirect damages, including consequential damages, that may flow from the use of this information. Users further recognize, acknowledge and agree that the Mountain Village GIS Department has not made any representations, warranties, or guarantees of any kind that this information is survey accurate or fit to be used or relied upon for any particular purpose.
DESIGNED BY:	
CHECKED BY: 101	

REVISION	DATE	DESCRIPTION	BY	CHD



Town of Mountain Village
 Geographical Information System
 & CAD Design Office
 411 Mountain Village Blvd, Mountain Village, CO 81435
 Ph. 970-728-5946 Fax 970-728-6027

Cleanup Map

Town of Mountain Village

SCALE: 1" = 600'	JOB NO:	DATE: 8-25-18
SHEET NO:	1 of 1	