

Average Height - Pond Lot			
Point (MA)	Roof Elevation	Natural Grade Elevation	Roof height from Natural Grade
HOTEL - NORTH 1A	9596.1	9526.8	69.3
HOTEL - NORTH 2	9581.0	9533.0	48.0
HOTEL - NORTH 3	9581.0	9532.8	48.2
HOTEL - NORTH 4	9593.5	9532.7	60.8
HOTEL - NORTH 5	9593.5	9533.4	60.1
HOTEL - NORTH 6	9593.8	9534.8	59.0
HOTEL - NORTH 7	9593.8	9534.0	59.8
HOTEL - NORTH 8A	9593.0	9534.3	58.7
HOTEL - NORTH 9	9593.8	9536.2	57.6
HOTEL - NORTH 10	9593.8	9537.3	56.5
HOTEL - NORTH 11	9607.9	9539.0	68.9
HOTEL - NORTH 12	9607.2	9540.6	66.6
HOTEL - NORTH 13A	9606.8	9539.2	67.6
HOTEL - NORTH 14A	9606.7	9538.0	68.7
HOTEL - NORTH 15A	9606.8	9537.0	69.8
HOTEL - NORTH 16	9607.1	9539.7	67.4
HOTEL - NORTH 17	9607.1	9540.1	67.0
HOTEL - NORTH 18	9604.5	9543.2	61.3
HOTEL - NORTH 26	9593.0	9524.8	68.2
HOTEL - NORTH 27	9593.0	9525.0	68.0
HOTEL - NORTH 28	9593.0	9524.0	69.0
HOTEL - NORTH 29	9593.0	9524.0	69.0
HOTEL - NORTH 30	9593.0	9523.1	69.9
HOTEL - NORTH 31	9598.5	9522.8	75.7
HOTEL - NORTH 32	9597.1	9522.9	74.2
HOTEL - NORTH 33	9597.1	9522.7	74.4
HOTEL - NORTH 34A	9593.0	9522.3	70.7
HOTEL - NORTH 35	9597.1	9522.5	74.6
HOTEL - NORTH 36	9597.1	9522.3	74.8
HOTEL - NORTH 37A	9593.8	9522.0	71.8
HOTEL - NORTH 38A	9594.8	9521.7	73.1
HOTEL - NORTH 39A	9595.8	9522.8	73.0
HOTEL - NORTH 40	9596.3	9522.3	74.0
HOTEL - NORTH 41A	9596.3	9523.2	73.1
HOTEL - NORTH 42A	9596.3	9522.1	74.2
Average Height - Pond Lot			66.9

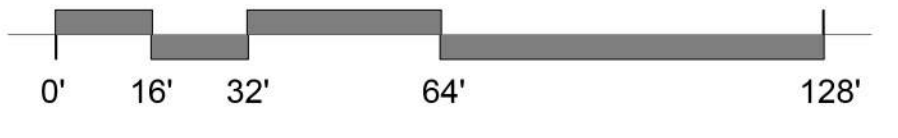
Average Height - 161 C-R			
Point (MA)	Roof Elevation	Natural Grade Elevation	Roof height from Natural Grade
HOTEL - NORTH 19	9602.5	9543.6	58.9
HOTEL - NORTH 20	9604.5	9542.3	62.2
HOTEL - NORTH 21	9604.5	9539.9	65.6
HOTEL - NORTH 22	9593.0	9528.5	64.5
HOTEL - NORTH 23	9593.0	9525.2	67.8
HOTEL - NORTH 24	9593.0	9524.5	68.5
HOTEL - NORTH 25	9593.0	9524.0	69.0
CONNECTOR 43	9604.5	9541.3	63.2
CONNECTOR 43A	9610.5	9544.0	66.5
CONNECTOR 44	9596.5	9527.6	68.9
HOTEL - SOUTH 45	9593.0	9545.1	47.9
HOTEL - SOUTH 46	9593.0	9544.2	48.8
HOTEL - SOUTH 47	9593.0	9544.5	48.5
HOTEL - SOUTH 48	9610.5	9544.8	65.7
HOTEL - SOUTH 49	9593.0	9544.2	48.8
HOTEL - SOUTH 50A	9604.3	9543.0	61.3
HOTEL - SOUTH 51B	9604.3	9541.5	62.8
HOTEL - SOUTH 52B	9604.3	9540.6	63.7
HOTEL - SOUTH 53	9593.0	9539.5	53.5
HOTEL - SOUTH 54	9593.0	9538.5	54.5
HOTEL - SOUTH 55	9593.0	9538.0	55.0
HOTEL - SOUTH 56	9593.0	9536.6	56.4
HOTEL - SOUTH 57	9593.0	9534.7	58.3
HOTEL - SOUTH 58	9593.0	9528.7	64.3
HOTEL - SOUTH 59	9593.0	9522.2	70.8
HOTEL - SOUTH 60	9593.0	9523.6	69.4
HOTEL - SOUTH 61	9593.0	9526.4	66.6
HOTEL - SOUTH 62	9593.0	9527.5	65.5
HOTEL - SOUTH 63	9593.0	9528.4	64.6
HOTEL - SOUTH 64	9593.0	9530.2	62.8
HOTEL - SOUTH 65B	9607.9	9536.0	71.9
HOTEL - SOUTH 66B	9607.9	9534.0	73.9
HOTEL - SOUTH 67	9593.0	9526.0	67.0
HOTEL - SOUTH 68	9593.0	9523.1	69.9
HOTEL - SOUTH 69	9604.5	9528.3	76.2
LOBBY 73	9578.8	9545.5	24.3
LOBBY 73A	9572.5	9561.0	11.5
LOBBY 74	9581.8	9558.0	23.8
LOBBY 74A	9572.5	9560.2	12.3
LOBBY 75	9583.6	9556.0	27.6
LOBBY 76	9583.6	9549.6	34.0
LOBBY 76	9583.6	9547.4	36.2
LOBBY 78	9581.8	9548.0	33.8
LOBBY 78A	9572.5	9547.1	25.4
LOBBY 79	9572.5	9550.3	22.2
LOBBY 79A	9572.5	9547.5	25.0
LOBBY 80	9578.8	9551.7	27.1
PR - NORTH 82	9657.6	9589.8	67.8
PR - NORTH 83A	9660.5	9588.2	72.3
PR - NORTH 84	9660.5	9589.9	70.6
PR - NORTH 85	9654.5	9589.8	64.7
PR - NORTH 86	9660.5	9588.6	71.9
PR - NORTH 87A	9654.5	9590.7	63.8
PR - NORTH 88A	9654.5	9590.7	63.8
PR - NORTH 89	9646.0	9585.7	60.3
PR - NORTH 91A	9658.0	9576.5	81.5
PR - NORTH 92A	9658.0	9572.2	85.8
PR - NORTH 93	9646.0	9568.0	78.0
PR - NORTH 93A	9658.0	9572.2	85.8
PR - NORTH 94	9646.0	9563.7	82.3
PR - NORTH 95	9646.0	9564.3	81.7
PR - NORTH 96	9646.0	9565.7	80.3
PR - NORTH 97	9646.0	9566.7	79.3
PR - NORTH 98	9646.0	9567.5	78.5
PR - NORTH 99	9646.0	9562.6	83.4
PR - NORTH 100	9646.0	9559.9	86.1
PR - NORTH 101	9646.0	9559.8	86.2
PR - NORTH 102	9646.0	9562.7	83.3
PR - NORTH 103	9646.0	9565.4	80.6

PR - NORTH 104	9655.7	9572.7	83.0
PR - NORTH 105	9656.5	9582.9	73.6
PR - CONNECTOR 109	9575.7	9574.0	1.7
PR - CONNECTOR 110	9575.7	9574.6	1.1
PR - CONNECTOR 111	9575.7	9574.8	0.9
PR - SOUTH 112	9628.5	9578.5	50.0
PR - SOUTH 113	9639.7	9579.2	60.5
PR - SOUTH 115	9643.0	9581.6	61.4
PR - SOUTH 116	9643.0	9583.5	59.5
PR - SOUTH 117	9637.0	9584.0	53.0
PR - SOUTH 118	9628.5	9586.6	41.9
PR - SOUTH 119	9628.5	9589.3	39.2
PR - SOUTH 120	9628.5	9581.5	47.0
PR - SOUTH 121	9640.1	9574.4	65.7
PR - SOUTH 122	9640.1	9566.6	73.5
PR - SOUTH 123	9640.1	9561.0	79.0
PR - SOUTH 124A	9639.8	9564.0	75.8
PR - SOUTH 125A	9639.3	9566.1	73.2
PR - SOUTH 126A	9638.7	9565.9	72.8
PR - SOUTH 127A	9638.0	9564.0	74.0
PR - SOUTH 128	9628.5	9560.5	68.0
PR - SOUTH 129	9628.5	9558.8	69.7
PR - SOUTH 130	9628.5	9564.1	64.4
PR - SOUTH 131	9638.2	9569.6	68.6
Average Height - 161C-R			59.7

● BUILDING CORNER (PINK LATH)

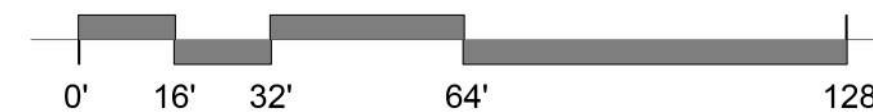
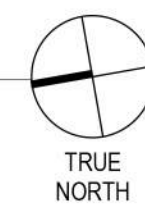
● MAX HEIGHT (BALLOON LOCATION)

1 PHOTO UNDERLAY - NATURAL GRADE
1/32" = 1'-0"





1 PHOTO UNDERLAY - NATURAL GRADE
1/32" = 1'-0"



Average Height - Pond Lot			
Point (MA)	Roof Elevation	Natural Grade Elevation	Roof height from Natural Grade
HOTEL - NORTH 1A	9596.1	9526.8	69.3
HOTEL - NORTH 2	9581.0	9530.0	48.0
HOTEL - NORTH 3	9581.0	9532.8	48.2
HOTEL - NORTH 4	9593.5	9532.7	60.8
HOTEL - NORTH 5	9593.5	9533.4	60.1
HOTEL - NORTH 6	9593.8	9534.8	59.0
HOTEL - NORTH 7	9593.8	9534.0	59.8
HOTEL - NORTH 8A	9593.0	9534.3	58.7
HOTEL - NORTH 9	9593.8	9536.2	57.6
HOTEL - NORTH 10	9593.8	9537.3	56.5
HOTEL - NORTH 11	9607.9	9539.0	68.9
HOTEL - NORTH 12	9607.2	9540.6	66.6
HOTEL - NORTH 13A	9606.8	9539.2	67.6
HOTEL - NORTH 14A	9606.7	9538.0	68.7
HOTEL - NORTH 15A	9606.8	9537.0	69.8
HOTEL - NORTH 16	9607.1	9539.7	67.4
HOTEL - NORTH 17	9607.1	9540.1	67.0
HOTEL - NORTH 18	9604.5	9543.2	61.3
HOTEL - NORTH 26	9593.0	9524.8	68.2
HOTEL - NORTH 27	9593.0	9525.0	68.0
HOTEL - NORTH 28	9593.0	9524.0	69.0
HOTEL - NORTH 29	9593.0	9524.0	69.0
HOTEL - NORTH 30	9593.0	9523.1	69.9
HOTEL - NORTH 31	9598.5	9522.8	75.7
HOTEL - NORTH 32	9597.1	9522.9	74.2
HOTEL - NORTH 33	9597.1	9522.7	74.4
HOTEL - NORTH 34A	9593.0	9522.3	70.7
HOTEL - NORTH 35	9597.1	9522.5	74.6
HOTEL - NORTH 36	9597.1	9522.3	74.8
HOTEL - NORTH 37A	9593.8	9522.0	71.8
HOTEL - NORTH 38A	9594.8	9521.7	73.1
HOTEL - NORTH 39A	9595.8	9522.8	73.0
HOTEL - NORTH 40	9596.3	9522.3	74.0
HOTEL - NORTH 41A	9596.3	9523.2	73.1
HOTEL - NORTH 42A	9596.3	9522.1	74.2
Average Height - Pond Lot			66.9

PR - NORTH 104	9655.7	9572.7	83.0
PR - NORTH 105	9656.5	9582.9	73.6
PR - CONNECTOR 109	9575.7	9574.0	1.7
PR - CONNECTOR 110	9575.7	9574.6	1.1
PR - CONNECTOR 111	9575.7	9574.8	0.9
PR - SOUTH 113	9628.5	9578.5	50.0
PR - SOUTH 115	9639.7	9579.2	60.5
PR - SOUTH 116	9643.0	9581.6	61.4
PR - SOUTH 117	9637.0	9584.0	59.5
PR - SOUTH 118	9628.5	9586.6	41.9
PR - SOUTH 119	9628.5	9589.3	39.2
PR - SOUTH 120	9628.5	9581.5	47.0
PR - SOUTH 121	9640.1	9574.4	65.7
PR - SOUTH 122	9640.1	9566.6	73.5
PR - SOUTH 123	9640.1	9561.0	79.0
PR - SOUTH 124A	9639.8	9564.0	75.8
PR - SOUTH 125A	9639.3	9566.1	73.2
PR - SOUTH 126A	9638.7	9565.9	72.8
PR - SOUTH 127A	9638.0	9564.0	74.0
PR - SOUTH 128	9628.5	9560.5	68.0
PR - SOUTH 129	9628.5	9558.8	69.7
PR - SOUTH 130	9628.5	9564.1	64.4
PR - SOUTH 131	9638.2	9569.6	68.6
Average Height - 161C-R			59.7

Average Height - 161 C-R			
Point (MA)	Roof Elevation	Natural Grade Elevation	Roof height from Natural Grade
HOTEL - NORTH 19	9602.5	9543.6	58.9
HOTEL - NORTH 20	9604.5	9542.3	62.2
HOTEL - NORTH 21	9604.5	9539.9	65.6
HOTEL - NORTH 22	9593.0	9528.5	64.5
HOTEL - NORTH 23	9593.0	9525.2	67.8
HOTEL - NORTH 24	9593.0	9524.5	68.5
HOTEL - NORTH 25	9593.0	9524.0	69.0
CONNECTOR 43	9604.5	9541.3	63.2
CONNECTOR 43A	9610.5	9544.0	66.5
CONNECTOR 44	9596.5	9527.6	68.9
HOTEL - SOUTH 45	9593.0	9545.1	47.9
HOTEL - SOUTH 46	9593.0	9544.2	48.8
HOTEL - SOUTH 47	9593.0	9544.5	48.5
HOTEL - SOUTH 48	9610.5	9544.8	65.7
HOTEL - SOUTH 49	9593.0	9544.2	48.8
HOTEL - SOUTH 50A	9604.3	9543.0	61.3
HOTEL - SOUTH 51B	9604.3	9541.5	62.8
HOTEL - SOUTH 52B	9604.3	9540.6	63.7
HOTEL - SOUTH 53	9593.0	9539.5	53.5
HOTEL - SOUTH 54	9593.0	9538.5	54.5
HOTEL - SOUTH 55	9593.0	9538.0	55.0
HOTEL - SOUTH 56	9593.0	9536.6	56.4
HOTEL - SOUTH 57	9593.0	9534.7	58.3
HOTEL - SOUTH 58	9593.0	9528.7	64.3
HOTEL - SOUTH 59	9593.0	9522.2	70.8
HOTEL - SOUTH 60	9593.0	9523.6	69.4
HOTEL - SOUTH 61	9593.0	9526.4	66.6
HOTEL - SOUTH 62	9593.0	9527.5	65.5
HOTEL - SOUTH 63	9593.0	9528.4	64.6
HOTEL - SOUTH 64	9593.0	9530.2	62.8
HOTEL - SOUTH 65B	9607.9	9536.0	71.9
HOTEL - SOUTH 66B	9607.9	9534.0	73.9
HOTEL - SOUTH 67	9593.0	9526.0	67.0
HOTEL - SOUTH 68	9593.0	9523.1	69.9
HOTEL - SOUTH 69	9604.5	9528.3	76.2
LOBBY 73	9578.8	9545.5	24.3
LOBBY 73A	9572.5	9561.0	11.5
LOBBY 74	9581.8	9558.0	23.8
LOBBY 74A	9572.5	9560.2	12.3
LOBBY 75	9583.6	9556.0	27.6
LOBBY 76	9583.6	9549.6	34.0
LOBBY 76	9583.6	9547.4	36.2
LOBBY 78	9581.8	9548.0	33.8
LOBBY 78A	9572.5	9547.1	25.4
LOBBY 79	9572.5	9550.3	22.2
LOBBY 79A	9572.5	9547.5	25.0
LOBBY 80	9578.8	9551.7	27.1
PR - NORTH 82	9657.6	9589.8	67.8
PR - NORTH 83A	9660.5	9588.2	72.3
PR - NORTH 84	9660.5	9589.9	70.6
PR - NORTH 85	9654.5	9589.8	64.7
PR - NORTH 86	9660.5	9588.6	71.9
PR - NORTH 87A	9654.5	9590.7	63.8
PR - NORTH 88A	9654.5	9590.7	63.8
PR - NORTH 89	9646.0	9585.7	60.3
PR - NORTH 91A	9658.0	9576.5	81.5
PR - NORTH 92A	9658.0	9572.2	85.8
PR - NORTH 93	9646.0	9568.0	78.0
PR - NORTH 93A	9658.0	9572.2	85.8
PR - NORTH 94	9646.0	9563.7	82.3
PR - NORTH 95	9646.0	9564.3	81.7
PR - NORTH 96	9646.0	9565.7	80.3
PR - NORTH 97	9646.0	9566.7	79.3
PR - NORTH 98	9646.0	9567.5	78.5
PR - NORTH 99	9646.0	9562.6	83.4
PR - NORTH 100	9646.0	9559.9	86.1
PR - NORTH 101	9646.0	9559.8	86.2
PR - NORTH 102	9646.0	9562.7	83.3
PR - NORTH 103	9646.0	9565.4	80.6